




**DEPARTMENT OF CIVIL ENGINEERING**  
**STAFF PERFORMANCE APPRAISAL: 2020-2021 (EVEN SEM)**  
**DEPARTMENT WISE CONSOLIDATED REPORT**

04.4.21

| S.NO | STAFF NAME        | SUBJECT CODE | THEORY / LAB | YEAR/ SEM/DEPT | Q1   | Q2   | Q3   | Q4   | Q5   | Q6   | Q7   | Q8   | Q9   | Q10  | TOTAL (100) |
|------|-------------------|--------------|--------------|----------------|------|------|------|------|------|------|------|------|------|------|-------------|
| 1.   | Ms.R.REVATHI      | CES404       | T1           | II/IV/CIVIL    | 87.6 | 90.5 | 86.7 | 87.6 | 89.5 | 84.8 | 84.8 | 85.7 | 88.6 | 89.5 | 87.52       |
|      |                   | CES022       | L1           | IV/VIII/CIVIL  | 93.8 | 93.1 | 91.0 | 93.1 | 84.1 |      |      |      |      |      | 91.03       |
| 2.   | Mr.R.SUNDHARAM    | CES005       | T1           | III/VI/CIVIL   | 94.6 | 95.4 | 95.4 | 96.9 | 94.6 | 95.4 | 94.6 | 96.2 | 91.5 | 93.1 | 94.7        |
|      |                   | CES022       | L1           | IV/VIII/CIVIL  | 93.8 | 93.1 | 91.0 | 93.1 | 84.1 |      |      |      |      |      | 91.03       |
| 3.   | Mr.KARUN          | CES402       | T1           | II/IV/CIVIL    | 92.4 | 94.3 | 92.4 | 96.2 | 95.2 | 90.5 | 92.4 | 96.2 | 95.2 | 93.3 | 93.8        |
|      |                   | CES481       | L1           | II/IV/CIVIL    | 88.6 | 93.3 | 93.3 | 91.4 | 90.5 |      |      |      |      |      | 91.4        |
| 4.   | Ms.T.BHUVANESWARI | CES602       | T1           | III/VI/CIVIL   | 91.5 | 89.2 | 84.6 | 91.5 | 84.6 | 83.1 | 89.2 | 90.8 | 91.5 | 88.5 | 88          |
|      |                   | CES401       | T1           | II/IV/CIVIL    | 94.3 | 93.3 | 93.3 | 88.6 | 91.4 | 90.5 | 90.5 | 92.4 | 89.5 | 88.6 | 91.24       |
|      |                   | CES612       | L1           | III/VI/CIVIL   | 91.5 | 92.3 | 93.1 | 93.1 | 94.6 |      |      |      |      |      | 92.92       |
| 5.   | Mr.KRANJITH       | CES022       | T1           | IV/VIII/CIVIL  | 89.7 | 86.9 | 88.3 | 87.6 | 90.3 | 93.1 | 91.7 | 91.0 | 90.3 | 91.7 | 90.07       |
|      |                   | CES461       | L1           | II/IV/CIVIL    | 97.1 | 94.3 | 95.2 | 96.2 | 87.6 |      |      |      |      |      | 94.10       |
| 6.   | Mr.S.KAMARAJ      | CES461       | L1           | II/IV/CIVIL    | 97.1 | 94.3 | 95.2 | 96.2 | 87.6 |      |      |      |      |      | 94.10       |
| 7.   | Dr.R.SARAVANAN    | CES603       | T1           | III/VI/CIVIL   | 89.2 | 88.5 | 88.5 | 87.7 | 90.8 | 89.2 | 90.0 | 91.5 | 86.9 | 89.2 | 89.15       |
|      |                   | CES403       | T1           | II/IV/CIVIL    | 92.4 | 90.5 | 91.4 | 91.4 | 91.4 | 88.6 | 86.7 | 92.4 | 93.3 | 89.5 | 90.76       |
| 8.   | Ms.D.SHRIVIDHYA   | CES604       | T1           | III/VI/CIVIL   | 95.4 | 91.5 | 91.5 | 93.1 | 93.1 | 88.5 | 92.3 | 93.1 | 90.0 | 88.5 | 91.69       |
|      |                   | CES491       | T1           | II/IV/CIVIL    | 92.4 | 92.4 | 95.2 | 95.2 | 93.3 | 87.6 | 91.4 | 94.3 | 95.2 | 94.3 | 93.14       |
|      |                   | CES611       | L1           | III/VI/CIVIL   | 97.7 | 97.7 | 93.8 | 90.0 | 92.3 |      |      |      |      |      | 94.31       |
| 9.   | Mr.M.EALAJI       | CES601       | T1           | III/VI/CIVIL   | 90.0 | 89.2 | 90.0 | 94.6 | 87.7 | 91.5 | 93.1 | 95.4 | 92.3 | 87.7 | 91.15       |
| 10.  | Ms.V.ISHWARYA     | EN8592       | T2           | III/VI/CIVIL   | 94.6 | 94.6 | 96.9 | 96.2 | 93.8 | 93.1 | 93.8 | 91.5 | 92.3 | 93.8 | 94.08       |
|      |                   | CES612       | L1           | III/VI/CIVIL   | 91.5 | 92.3 | 93.1 | 93.1 | 94.6 |      |      |      |      |      | 92.92       |

  
**COORDINATOR**

  
**PRINCIPAL**



**DEPARTMENT OF COMPUTER SCIENCE AND ENGINEERING**  
**STAFF PERFORMANCE APPRAISAL: 2020-2021 (EVEN SEM)**  
**DEPARTMENT WISE CONSOLIDATED REPORT**

04.4.21

| S.NO | STAFF NAME            | SUBJECT CODE | THEORY/ LAB | YEAR/ SEM/DEPT | Q1   | Q2   | Q3   | Q4   | Q5   | Q6   | Q7   | Q8   | Q9   | Q10  | TOTAL (100) |
|------|-----------------------|--------------|-------------|----------------|------|------|------|------|------|------|------|------|------|------|-------------|
| 1.   | Dr.S.MUMA             | CSS601       | T1          | III/VI/CSE     | 78.1 | 72.9 | 86.2 | 89.5 | 90.5 | 92.4 | 91.0 | 89.5 | 88.6 | 87.6 | 86.62       |
|      |                       |              |             |                |      |      |      |      |      |      |      |      |      |      | 91.65       |
| 2.   | Ms.KABHIRAMI          | CSS493       | T1          | II/IV/CSE      | 91.5 | 91   | 90.5 | 92.5 | 91   | 93.5 | 92.5 | 94.5 | 88.5 | 91   | 91.1        |
|      |                       | CSS811       | L1          | IV/VIII/CSE    | 91.7 | 92.2 | 91.2 | 90.2 | 90.2 |      |      |      |      |      | 90.2        |
|      |                       | CSS491       | T1          | II/IV/CSE      | 90   | 90   | 89   | 92   | 87.5 | 91.5 | 92   | 91.5 | 91.5 | 87   | 90.67       |
| 3.   | Ms.S.PUVANESWARI      | CSS691       | T2          | III/VI/CSE     | 95.7 | 94.8 | 94.8 | 96.2 | 93.3 | 93.8 | 92.9 | 81.4 | 81.4 | 82.4 | 86.8        |
|      |                       | CSS481       | L1          | II/IV/CSE      | 92.5 | 89.5 | 87.5 | 85.5 | 79   |      |      |      |      |      | 83.9        |
| 4.   | Mr.S.RAJARAJAN        | CSS451       | T1          | II/IV/CSE      | 84.5 | 82.5 | 79   | 94   | 84   | 81.5 | 88   | 83.5 | 85.5 | 76.5 | 85.7        |
|      |                       | CSS461       | L1          | II/IV/CSE      | 85   | 90   | 84.5 | 84.5 | 84.5 |      |      |      |      |      | 91.35       |
| 5.   | Mr.D.SIVAKUMAR        | CSS494       | T1          | II/IV/CSE      | 95   | 94   | 89   | 92   | 90   | 91.5 | 92   | 91.5 | 91.5 | 87   | 90.76       |
| 6.   | Ms.R.SUGANTHA LAKSHMI | IT8076       | T1          | III/VI/CSE     | 89.5 | 89.0 | 88.6 | 93.3 | 91.0 | 90.0 | 91.0 | 91.0 | 91.4 | 92.9 | 91.24       |
|      |                       | CSS661       | L1          | III/VI/CSE     | 91.9 | 91.4 | 91.9 | 91.0 | 90.0 |      |      |      |      |      | 89.25       |
|      |                       | CSS492       | T1          | II/IV/CSE      | 91   | 89   | 88.5 | 92   | 90.5 | 91   | 89   | 87   | 88   | 86.5 | 97.05       |
| 7.   | Mr.R.SRIRAMKUMAR      | CSS651       | T1          | III/VI/CSE     | 96.7 | 96.7 | 98.1 | 97.6 | 95.7 | 97.1 | 97.1 | 97.1 | 96.7 | 97.6 | 91.52       |
|      |                       | CSS661       | L1          | III/VI/CSE     | 94.3 | 91.9 | 91.9 | 91.4 | 88.1 |      |      |      |      |      | 93.4        |
| 8.   | Ms.G.CHANDRAPRABHA    | CSS602       | T1          | III/VI/CSE     | 95.2 | 93.3 | 94.8 | 95.2 | 94.3 | 91.4 | 92.4 | 93.8 | 91.9 | 91.9 | 88.14       |
| 9.   | Mr.MARUN              | CSS603       | T1          | III/VI/CSE     | 89.5 | 88.6 | 88.6 | 87.6 | 87.1 | 90.0 | 88.6 | 88.6 | 88.1 | 84.8 | 93.2        |
|      |                       | CSS078       | T2          | IV/VIII/CSE    | 92.7 | 92.7 | 93.2 | 92.7 | 92.2 | 94.1 | 94.6 | 94.6 | 92.2 | 93.2 | 88.95       |
|      |                       | CSS611       | L1          | III/VI/CSE     | 91.0 | 88.6 | 88.6 | 88.6 | 88.1 |      |      |      |      |      |             |

*[Signature]*  
**COORDINATOR**

*[Signature]*  
**PRINCIPAL**





**DEPARTMENT OF ELECTRONICS AND COMMUNICATION ENGINEERING**  
**STAFF PERFORMANCE APPRAISAL: 2020-2021 (EVEN SEM)**  
**DEPARTMENT WISE CONSOLIDATED REPORT**

04.4.2)

| S.NO | STAFF NAME           | SUBJECT CODE | THEORY / LAB | YEAR/ SEM/DEPT | Q1   | Q2   | Q3   | Q4   | Q5   | Q6   | Q7   | Q8   | Q9   | Q10  | TOTAL (100) |
|------|----------------------|--------------|--------------|----------------|------|------|------|------|------|------|------|------|------|------|-------------|
| 1.   | Dr.T.SHANTHI         | EC8691       | T1           | III/VI/ECE     | 95.4 | 94.9 | 97.1 | 97.1 | 96.6 | 92.6 | 93.1 | 97.1 | 90.9 | 92.6 | 94.74       |
| 2.   | Ms.N.MANGAIYARKARASI | EC8002       | T1           | III/VI/ECE     | 96.0 | 97.1 | 96.0 | 97.7 | 96.0 | 96.6 | 98.3 | 99.4 | 96.6 | 97.7 | 97.14       |
|      |                      | EC8661       | L1           | III/VI/ECE     | 94.9 | 94.3 | 94.3 | 96.6 | 96.6 |      |      |      |      |      | 95.31       |
| 3.   | Mr.K.SUDARSANAN      | EC8451       | T1           | II/IV/ECE      | 86.0 | 86.7 | 87.3 | 92.0 | 90.0 | 83.3 | 88.7 | 88.7 | 86.0 | 85.3 | 87.4        |
|      |                      | EC8462       | L1           | II/IV/ECE      | 93.3 | 93.3 | 90.7 | 84.7 | 80.7 |      |      |      |      |      | 88.5        |
|      |                      | EC8681       | L1           | III/VI/ECE     | 92.6 | 94.9 | 93.7 | 94.3 | 92.0 |      |      |      |      |      | 93.49       |
| 4.   | Mr.R.SATHYARAJ       | EC8652       | T1           | III/VI/ECE     | 94.3 | 96.0 | 94.9 | 95.4 | 96.0 | 97.1 | 98.9 | 98.3 | 97.1 | 96.0 | 96.4        |
|      |                      | EC8681       | L1           | III/VI/ECE     | 92.6 | 94.9 | 93.7 | 94.3 | 92.0 |      |      |      |      |      | 93.49       |
|      |                      | EE8681       | L2           | III/VI/EEE     | 89.2 | 89   | 87.7 | 92.3 | 93.8 |      |      |      |      |      | 90.46       |
| 5.   | Mr.T.JEYASEELAN      | EC8095       | T1           | III/VI/ECE     | 98.3 | 95.4 | 96.6 | 97.1 | 96.0 | 96.0 | 92.0 | 94.9 | 98.3 | 97.1 | 96.17       |
|      |                      | EC8661       | L1           | III/VI/ECE     | 97.7 | 98.3 | 96.6 | 98.3 | 96.6 |      |      |      |      |      | 97.49       |
| 6.   | Mr.P.RAJAPIRIAN      | EC8094       | T1           | IV/VIII/ECE    | 95.5 | 97   | 96   | 97   | 97.5 | 98   | 97.5 | 95.5 | 98.5 | 96.5 | 96.9        |
|      |                      | EC8811       | L1           | IV/VIII/ECE    | 96.5 | 96   | 97.5 | 98   | 98   |      |      |      |      |      | 97.2        |
| 7.   | Mr.T.PASUPATHI       | EE8451       | T1           | II/IV/EEE      | 93.5 | 93.5 | 93.0 | 93.5 | 95.7 | 92.4 | 94.6 | 96.2 | 91.4 | 91.9 | 93.57       |
|      |                      | EE8461       | L1           | II/IV/EEE      | 94   | 96   | 92   | 96   | 94   |      |      |      |      |      | 94.4        |

|     |                      |        |    |             |      |      |      |      |      |      |      |      |      |      |       |       |
|-----|----------------------|--------|----|-------------|------|------|------|------|------|------|------|------|------|------|-------|-------|
|     |                      | EE8681 | L2 | III/VI/EEE  | 89.2 | 89   | 87.7 | 93   | 93.8 |      |      |      |      |      |       | 90.46 |
| 8.  | Mr.R.BALAKRISHNAN    | EC8651 | T1 | III/VI/ECE  | 95.4 | 96.0 | 97.7 | 96.6 | 96.0 | 97.1 | 97.7 | 96.0 | 92.6 | 96.6 | 96.17 |       |
|     |                      | EC8661 | L1 | III/VI/ECE  | 97.7 | 98.3 | 96.6 | 98.3 | 96.6 |      |      |      |      |      |       | 97.49 |
| 9.  | Ms.R.PONNI           | EC8072 | T1 | IV/VIII/ECE | 93   | 93.5 | 93.5 | 95   | 94.5 | 96.5 | 95   | 95.5 | 96   | 94.5 | 94.7  |       |
| 10. | Ms.D.VENNILA         | EC8491 | T1 | II/IV/ECE   | 95.3 | 94.7 | 94.0 | 97.3 | 92.0 | 94.7 | 94.0 | 96.0 | 94.0 | 92.7 | 94.47 |       |
|     |                      | EC8461 | L1 | II/IV/ECE   | 94.7 | 92.7 | 92.7 | 96.7 | 87.3 |      |      |      |      |      |       | 92.8  |
| 11. | Ms.U.JEYAMALAR       | EC8452 | T1 | II/IV/ECE   | 77.3 | 81.3 | 82.0 | 89.3 | 89.3 | 86.0 | 88.0 | 88.0 | 80.0 | 80.7 | 84.2  |       |
|     |                      | EC8461 | L1 | II/IV/ECE   | 94.7 | 92.7 | 92.7 | 96.7 | 87.3 |      |      |      |      |      |       | 92.8  |
| 12. | Mr.R.THANDAYUTHAPANI | EC8453 | T1 | II/IV/ECE   | 91.3 | 89.3 | 88.0 | 90.7 | 92.0 | 91.3 | 91.3 | 92.0 | 88.7 | 86.0 | 90    |       |
|     |                      | EC8462 | L1 | II/IV/ECE   | 93.3 | 93.3 | 90.7 | 84.7 | 80.7 |      |      |      |      |      |       | 88.5  |

  
COORDINATOR

  
PRINCIPAL





**DEPARTMENT OF ELECTRICAL AND ELECTRONICS ENGINEERING**  
**STAFF PERFORMANCE APPRAISAL: 2020-2021 (EVEN SEM)**  
**DEPARTMENT WISE CONSOLIDATED REPORT**

04.4.21

| S.NO | STAFF NAME               | SUBJECT CODE | THEORY / LAB | YEAR/ SEM/DEPT | Q1   | Q2   | Q3   | Q4   | Q5   | Q6   | Q7   | Q8   | Q9   | Q10  | TOTAL (100) |
|------|--------------------------|--------------|--------------|----------------|------|------|------|------|------|------|------|------|------|------|-------------|
| 1.   | Dr.S.SIVAKUMAR           | EE8002       | T1           | III/VI/EEE     | 99.5 | 97.7 | 98.1 | 99.5 | 98.1 | 97.2 | 99.5 | 99.0 | 99.1 | 99.5 | 98.74       |
| 2.   | Dr.A.ALBERT MARTIN RUBAN | EE8602       | T1           | III/VI/EEE     | 100  | 93.8 | 96.9 | 96.9 | 92.3 | 98.5 | 89.2 | 100  | 96.9 | 96.9 | 96.1        |
| 3.   | Mr.R.SUNDARAMOORTHY      | EE8601       | T1           | III/VI/EEE     | 98   | 94   | 96   | 98   | 96   | 96   | 96   | 98   | 96   | 94   | 96.2        |
|      |                          | EE8811       | L2           | IV/VIII/EEE    | 97.1 | 92.9 | 92.9 | 95.7 | 94.3 |      |      |      |      |      |             |
| 4.   | Mr.S.R.KARTHIKEYAN       | IC8451       | T1           | II/IV/EEE      | 93.7 | 92.6 | 92.6 | 87.4 | 90.5 | 89.5 | 89.5 | 91.6 | 88.4 | 87.4 | 90.32       |
|      |                          | EE8411       | L1           | II/IV/EEE      | 89.5 | 92.6 | 92.6 | 90.5 | 90.5 |      |      |      |      |      |             |
| 5.   | Dr.P.NARASIMMAN          | EE8402       | T1           | II/IV/EEE      | 91.6 | 93.7 | 91.6 | 95.8 | 94.7 | 89.5 | 91.6 | 95.8 | 94.7 | 92.6 | 93.16       |
|      |                          | EE8611       | L1           | III/VI/EEE     | 94.9 | 93.1 | 94.9 | 96.6 | 94.3 |      |      |      |      |      |             |
| 6.   | Mr.J.AROKIARAJ           | EE8005       | T1           | III/VI/EEE     | 95.4 | 92.0 | 93.1 | 90.9 | 93.7 | 89.7 | 93.7 | 92.6 | 91.4 | 94.9 | 92.74       |
|      |                          | EE8661       | L1           | III/VI/EEE     | 92.0 | 93.1 | 92.6 | 90.3 | 85.7 |      |      |      |      |      |             |
| 7.   | Dr.M.MEENALOCHANI        | EE8018       | T1           | IV/VIII/EEE    | 94.3 | 94.3 | 95.7 | 92.9 | 95.7 | 94.3 | 94.3 | 94.3 | 94.3 | 94.3 | 94.4        |
|      |                          | EE8691       | T2           | III/VI/EEE     | 100  | 100  | 100  | 100  | 100  | 96   | 94   | 96   | 96   | 98   | 98          |
| 8.   | Mrs.P.THIRUMAGAL         | EE8403       | T1           | II/IV/EEE      | 93.5 | 93.5 | 93.0 | 93.5 | 95.7 | 92.4 | 94.6 | 96.2 | 91.4 | 91.9 | 93.57       |
| 9.   | Mr.C.JOHN SELVARAJ       | EE8015       | T1           | IV/VIII/EEE    | 98.6 | 95.7 | 92.9 | 95.7 | 92.9 | 95.7 | 94.3 | 95.7 | 94.3 | 87.1 | 94.29       |
|      |                          | EE8401       | T2           | II/IV/EEE      | 92.1 | 87.1 | 86.4 | 87.9 | 87.9 | 82.9 | 85.0 | 88.6 | 88.6 | 89.3 | 87.57       |
|      |                          | EE8412       | L1           | II/IV/EEE      | 89.2 | 87.7 | 83.1 | 84.6 | 93.8 |      |      |      |      |      |             |

*[Signature]*  
**COORDINATOR**

*[Signature]*  
**PRINCIPAL**



**DEPARTMENT OF SCIENCE AND HUMANITIES**  
**STAFF PERFORMANCE APPRAISAL: 2020-2021 (EVEN SEM)**  
**DEPARTMENT WISE CONSOLIDATED REPORT**

03.6.21

| S.NO | STAFF NAME              | SUBJECT CODE | THEORY / LAB | YEAR/ SEM/DEPT | Q1   | Q2   | Q3   | Q4   | Q5   | Q6   | Q7   | Q8   | Q9   | Q10  | TOTAL (100) |
|------|-------------------------|--------------|--------------|----------------|------|------|------|------|------|------|------|------|------|------|-------------|
| 1.   | Mr. G. SHANKARAKALIDOSS | MA8251       | T1           | I/ II /MECH    | 83.5 | 83.9 | 79.6 | 81.7 | 78.3 | 79.6 | 80.0 | 80.9 | 77.4 | 80.4 | 80.52       |
| 2.   | Dr.G.JEYAKRISHNAN       | MA8251       | T1           | I/ II /CSE     | 90.0 | 90.0 | 90.0 | 88.6 | 88.6 | 86.8 | 88.2 | 87.3 | 88.2 | 86.4 | 88.41       |
| 3.   | Dr.S.REVATHI            | MA8251       | T1           | I/ II /CSE     | 89.3 | 89.8 | 86.3 | 87.3 | 88.3 | 86.3 | 87.8 | 90.2 | 89.3 | 86.3 | 88.10       |
| 4.   | Dr.D.SAMUNDEESWARI      | MA8251       | T1           | I/ II / CIVIL  | 94   | 90   | 86   | 94   | 92   | 94   | 96   | 94   | 94   | 92   | 92.6        |
| 5.   | Dr.S.GEETHA             | MA8251       | T1           | I/ II /EEE     | 83.5 | 84.1 | 83.5 | 84.1 | 84.7 | 82.9 | 88.2 | 83.5 | 84.7 | 87.6 | 84.71       |
| 6.   | Mr.KANANDHARAJ          | HS8251       | T1           | I/ II /CIVIL   | 90   | 94   | 94   | 84   | 94   | 84   | 88   | 86   | 96   | 90   | 90          |
| 7.   | Mr.J.RADHAKRISHNAN      | HS8251       | T1           | I/ II /ECE     | 87.3 | 82.7 | 82.3 | 82.3 | 84.5 | 82.7 | 80.9 | 85.5 | 85.5 | 80.0 | 83.36       |
|      |                         | HS8251       | T2           | I/ II /EEE     | 87.1 | 84.7 | 83.5 | 85.3 | 85.3 | 80.6 | 77.6 | 82.4 | 80.6 | 83.5 | 83.06       |
| 8.   | Mr.P.RAJESHWARAN        | HS8251       | T1           | I/ II /CSE     | 87.3 | 85.4 | 88.3 | 88.8 | 87.3 | 88.3 | 86.3 | 87.8 | 84.4 | 85.9 | 86.98       |
|      |                         | HS8251       | T2           | I/ II /MECH    | 81.7 | 75.7 | 77.8 | 78.3 | 76.1 | 77.0 | 80.9 | 82.2 | 80.0 | 76.5 | 78.61       |
| 9.   | Dr.S.UDHAYAKUMAR        | GE8291       | T1           | I/ II / CIVIL  | 96   | 98   | 92   | 96   | 96   | 98   | 96   | 94   | 98   | 96   | 96          |
|      |                         | GE8291       | T2           | I/ II /CSE     | 87.8 | 83.9 | 80.5 | 85.4 | 86.3 | 84.9 | 84.4 | 84.4 | 84.4 | 84.9 | 84.68       |
| 10.  | Dr P.SARAVANAN          | GE8291       | T1           | I/ II /EEE     | 85.9 | 86.5 | 87.6 | 87.1 | 86.5 | 85.9 | 85.3 | 87.6 | 84.1 | 83.5 | 86          |

|     |                    |        |    |            |      |      |      |      |      |      |      |      |      |      |       |
|-----|--------------------|--------|----|------------|------|------|------|------|------|------|------|------|------|------|-------|
|     |                    | GE8291 | T2 | I/II/MECH  | 80.4 | 77.0 | 74.8 | 79.1 | 77.8 | 75.7 | 76.5 | 78.7 | 77.0 | 78.7 | 77.57 |
| 11. | Mrs.SANURADHA      | PH8252 | T1 | I/II/CSE   | 90.7 | 88.3 | 87.8 | 91.7 | 88.3 | 90.7 | 86.8 | 86.3 | 86.3 | 89.8 | 88.68 |
| 12. | Mr.ABIMALAIYARASIT | PH8201 | T1 | I/II/ECE   | 87.7 | 83.2 | 81.8 | 84.5 | 85.5 | 80.9 | 84.1 | 85.5 | 83.2 | 85.0 | 84.14 |
|     |                    | PH8253 | T2 | I/II/EEE   | 80.0 | 78.2 | 77.1 | 80.0 | 76.5 | 80.0 | 75.9 | 81.2 | 75.9 | 78.2 | 78.29 |
| 13. | Mr.S.AMBALATHARASU | PH8251 | T1 | I/II/CIVIL | 96   | 92   | 94   | 96   | 94   | 94   | 96   | 96   | 100  | 94   | 95.2  |
|     |                    | PH8251 | T2 | I/II/MECH  | 80.0 | 80.0 | 79.1 | 78.7 | 77.8 | 78.3 | 78.7 | 77.8 | 77.4 | 77.0 | 78.48 |

  
COORDINATOR

  
PRINCIPAL





**DEPARTMENT OF CIVIL ENGINEERING  
STAFF PERFORMANCE APPRAISAL: 2019-2020 (ODD SEM)  
DEPARTMENT WISE CONSOLIDATED REPORT**

| S.NO | STAFF NAME              | SUBJECT CODE | THEORY / LAB | YEAR/ SEM/DEPT | Q1   | Q2   | Q3   | Q4   | Q5   | Q6   | Q7   | Q8   | Q9   | Q10  | TOTAL (100) |       |
|------|-------------------------|--------------|--------------|----------------|------|------|------|------|------|------|------|------|------|------|-------------|-------|
| 1.   | Ms.R.REVATHI            | CE6702       | T1           | IV/VII/CIVIL   | 79.2 | 73.3 | 73.3 | 79.2 | 73.3 | 75.8 | 76.3 | 77.9 | 73.8 | 76.3 | 75.83       |       |
|      |                         | CE6712       | L1           | IV/VII/CIVIL   | 89.2 | 86.7 | 86.3 | 85.4 | 85.0 |      |      |      |      |      |             | 86.50 |
| 2.   | Mr.R.SUNDHARAM          | CE6011       | T1           | IV/VII/CIVIL   | 83.3 | 78.8 | 83.3 | 85.0 | 81.7 | 85.4 | 83.8 | 82.9 | 83.8 | 80.4 | 82.83       |       |
|      |                         | CE8513       | L1           | III/V/CIVIL    | 69.7 | 69.7 | 71.5 | 70.9 | 70.3 |      |      |      |      |      |             | 70.42 |
|      |                         | CE8311       | L2           | II/III/CIVIL   | 81.6 | 82.4 | 80   | 79.2 | 80   |      |      |      |      |      |             | 80.64 |
| 3.   | Mr.K.KARUN              | CE6701       | T1           | IV/VII/CIVIL   | 96.3 | 91.7 | 92.1 | 93.8 | 93.8 | 92.9 | 94.6 | 93.8 | 93.3 | 91.3 | 93.33       |       |
|      |                         | CE6712       | L1           | IV/VII/CIVIL   | 89.2 | 86.7 | 86.3 | 85.4 | 85.0 |      |      |      |      |      |             | 86.50 |
| 4.   | Mr.M.MOHAMED ILIYAS     | CE8392       | T1           | II/III/CIVIL   | 85.6 | 82.4 | 79.2 | 78.4 | 76   | 76   | 72   | 82.4 | 78.4 | 76.8 | 78.72       |       |
|      |                         | 0AI551       | T2           | III/V/CIVIL    | 81.2 | 74.5 | 78.8 | 83.6 | 77.0 | 74.5 | 73.3 | 77.0 | 74.5 | 72.1 | 76.67       |       |
|      |                         | CE8361       | L1           | II/III/CIVIL   | 81.6 | 79.2 | 76.8 | 78.4 | 82.4 |      |      |      |      |      |             | 79.68 |
| 5.   | Mr.K.KRANJITH           | CE8501       | T1           | III/V/CIVIL    | 87.9 | 88.5 | 85.5 | 90.3 | 87.3 | 83.6 | 87.9 | 89.1 | 84.8 | 83.6 | 86.85       |       |
|      |                         | CE8511       | L1           | III/V/CIVIL    | 92.1 | 90.3 | 87.3 | 87.9 | 81.8 |      |      |      |      |      |             | 87.88 |
| 6.   | Mr.S.RELWIN GURU CHANTH | CE6704       | T1           | IV/VII/CIVIL   | 77.1 | 76.7 | 74.6 | 80.0 | 75.0 | 73.8 | 74.6 | 77.1 | 75.8 | 75.4 | 76.00       |       |
|      |                         | EN8491       | T2           | III/V/CIVIL    | 82.4 | 79.4 | 78.8 | 81.2 | 81.2 | 78.2 | 84.8 | 83.6 | 78.8 | 80.0 | 80.85       |       |
|      |                         | CE8311       | L1           | II/III/CIVIL   | 81.6 | 82.4 | 80   | 79.2 | 80   |      |      |      |      |      |             | 80.64 |
| 7.   | Ms.K.BHAVAROHINI        | CE8391       | T1           | II/III/CIVIL   | 93.6 | 90.4 | 89.6 | 92   | 87.2 | 87.2 | 88.8 | 91.2 | 86.4 | 87.2 | 89.36       |       |
|      |                         | CE6703       | T2           | IV/VII/CIVIL   | 79.2 | 79.6 | 78.3 | 77.9 | 76.3 | 77.5 | 78.3 | 82.1 | 78.3 | 76.7 | 78.42       |       |
|      |                         | CE8512       | L1           | III/V/CIVIL    | 88.5 | 82.4 | 84.2 | 81.8 | 76.4 |      |      |      |      |      |             | 82.67 |

100

| S.NO | STAFF NAME        | SUBJECT CODE | THEORY / LAB | YEAR/ SEM/DEPT | Q1   | Q2   | Q3   | Q4   | Q5   | Q6   | Q7   | Q8   | Q9   | Q10  | TOTAL (100) |       |
|------|-------------------|--------------|--------------|----------------|------|------|------|------|------|------|------|------|------|------|-------------|-------|
| 8.   | Ms.M.PRIYA        | GI8014       | T1           | III/V/CIVIL    | 91.5 | 89.7 | 92.1 | 90.9 | 90.9 | 92.7 | 92.7 | 93.3 | 90.9 | 88.5 | 91.33       |       |
|      |                   | CE6008       | T2           | IV/VII/CIVIL   | 91.4 | 92.3 | 89.2 | 90.8 | 88.5 | 93.6 | 92.0 | 91.2 | 88.8 | 89.6 | 90.74       |       |
|      |                   | CE6711       | L1           | IV/VII/CIVIL   | 82.1 | 84.6 | 78.3 | 76.3 | 78.8 |      |      |      |      |      |             | 80.00 |
| 9.   | Ms.K.JEYASHANKARI | CE8301       | T1           | II/III/CIVIL   | 99.2 | 95.2 | 93.6 | 96.8 | 94.4 | 90.4 | 88   | 96   | 96.8 | 92.8 | 94.32       |       |
|      |                   | CE6007       | T2           | IV/VII/CIVIL   | 91.9 | 89.7 | 89.7 | 93.5 | 89.2 | 88.1 | 89.2 | 89.4 | 85.9 | 88.6 | 89.54       |       |
| 10.  | Ms.T.BHUVANESWARI | CE8302       | T1           | II/III/CIVIL   | 88   | 84.8 | 82.4 | 85.6 | 84   | 84   | 85.6 | 87.2 | 90.4 | 84   | 85.6        |       |
|      |                   | CE8502       | T2           | III/V/CIVIL    | 80.6 | 78.2 | 78.8 | 83.0 | 74.5 | 76.4 | 81.2 | 84.8 | 84.2 | 76.4 | 79.82       |       |
|      |                   | CE6711       | L1           | IV/VII/CIVIL   | 82.1 | 84.6 | 78.3 | 76.3 | 78.8 |      |      |      |      |      |             | 80.00 |
| 11.  | Mr.S.KAMARAJ      | CE8351       | T1           | II/III/CIVIL   | 83.2 | 79.2 | 77.6 | 70.4 | 78.4 | 76.8 | 76.8 | 76.8 | 75.2 | 74.4 | 76.88       |       |
| 12.  | Ms.V.ISHWARYA     | CE8591       | T1           | III/V/CIVIL    | 88.5 | 86.7 | 84.2 | 89.1 | 82.4 | 83.0 | 85.5 | 87.9 | 85.5 | 85.5 | 85.82       |       |
|      |                   | CE8512       | L1           | III/V/CIVIL    | 88.5 | 82.4 | 84.2 | 81.8 | 76.4 |      |      |      |      |      |             | 82.67 |
|      |                   | CE8361       | L2           | II/III/CIVIL   | 81.6 | 79.2 | 76.8 | 78.4 | 82.4 |      |      |      |      |      |             | 79.68 |

200  
200  
800

*[Signature]*  
6/8/19  
COORDINATOR

*[Signature]*  
6/8/19  
PRINCIPAL



**DEPARTMENT OF COMPUTER SCIENCE AND ENGINEERING**  
**STAFF PERFORMANCE APPRAISAL: 2019-2020 (ODD SEM)**  
**DEPARTMENT WISE CONSOLIDATED REPORT**

| S.NO | STAFF NAME       | SUBJECT CODE | THEORY/ LAB | YEAR/ SEM/DEPT | Q1   | Q2   | Q3   | Q4   | Q5   | Q6   | Q7   | Q8   | Q9   | Q10  | TOTAL (100) |       |
|------|------------------|--------------|-------------|----------------|------|------|------|------|------|------|------|------|------|------|-------------|-------|
| 1.   | Dr.SM.UMA        | ECS691       | T1          | III/V/CSE      | 81.8 | 73.3 | 76.0 | 83.1 | 78.2 | 73.8 | 79.6 | 83.1 | 76.4 | 79.6 | 78.49       |       |
|      |                  | ECS681       | L1          | III/V/CSE      | 88.4 | 90.7 | 87.6 | 85.8 | 85.8 |      |      |      |      |      |             | 87.64 |
| 2.   | Ms.KABHIRAMI     | CS8391       | T1          | II/III/CSE     | 93.0 | 92.1 | 92.1 | 93.0 | 93.0 | 92.1 | 93.0 | 93.5 | 92.1 | 92.6 | 92.65       |       |
|      |                  | CS8381       | L1          | II/III/CSE     | 85.1 | 83.3 | 81.9 | 80.9 | 79.5 |      |      |      |      |      |             | 82.14 |
| 3.   | Ms.S.PUVANESWARI | CS8501       | T1          | III/V/CSE      | 92.4 | 89.3 | 88.9 | 91.6 | 88.4 | 88.0 | 90.2 | 93.3 | 89.3 | 89.8 | 90.13       |       |
|      |                  | ECS681       | L1          | III/V/CSE      | 88.4 | 90.7 | 87.6 | 85.8 | 85.8 |      |      |      |      |      |             | 87.64 |
|      |                  | CS8581       | L2          | III/V/CSE      | 90.7 | 88.4 | 88.0 | 88.9 | 89.3 |      |      |      |      |      |             | 89.07 |
| 4.   | Ms.B.SANGEETHA   | CS6703       | T1          | IV/VII/CSE     | 86.8 | 85.3 | 83.7 | 88.9 | 90.0 | 87.9 | 88.4 | 87.9 | 83.7 | 85.8 | 86.84       |       |
|      |                  | CS8392       | T2          | III/V/EEE      | 96.9 | 95.4 | 92.3 | 98.5 | 93.8 | 93.8 | 95.4 | 95.4 | 90.8 | 98.5 | 95.08       |       |
|      |                  | CS6712       | L1          | IV/VII/CSE     | 86.8 | 86.3 | 86.3 | 88.4 | 82.6 |      |      |      |      |      |             | 86.11 |
|      |                  | CS8383       | L2          | III/V/EEE      | 96.9 | 92.3 | 95.4 | 95.4 | 95.4 |      |      |      |      |      |             | 95.08 |
|      |                  | CS8383       | L3          | II/III/CSE     | 88.8 | 87.9 | 82.8 | 78.6 | 79.1 |      |      |      |      |      |             | 83.44 |
| 5.   | Mr.K.RAJESH      | CS8591       | T1          | III/V/CSE      | 92.0 | 87.6 | 85.8 | 87.1 | 88.9 | 87.1 | 86.2 | 88.9 | 87.1 | 86.2 | 87.69       |       |
|      |                  | CS8582       | L1          | III/V/CSE      | 91.1 | 88.4 | 87.6 | 87.6 | 88.9 |      |      |      |      |      |             | 88.71 |

*Good*

*Good*

*Good*



| S.NO | STAFF NAME            | SUBJECT CODE | THEORY / LAB | YEAR/ SEM/DEPT | Q1   | Q2   | Q3   | Q4   | Q5   | Q6   | Q7   | Q8   | Q9   | Q10  | TOTAL (100) |       |
|------|-----------------------|--------------|--------------|----------------|------|------|------|------|------|------|------|------|------|------|-------------|-------|
| 6.   | Mr.R.RANITHA          | CS8592       | T1           | III/V/CSE      | 93.3 | 89.8 | 91.1 | 92.0 | 88.0 | 89.3 | 85.8 | 91.1 | 89.8 | 88.0 | 89.82       |       |
|      |                       | CS8582       | L1           | III/V/CSE      | 91.1 | 88.4 | 87.6 | 87.6 | 88.9 |      |      |      |      |      |             | 88.71 |
| 7.   | Mr.S.RAJARAJAN        | CS8351       | T1           | II/III/CSE     | 76.7 | 71.6 | 71.6 | 83.3 | 74.4 | 72.1 | 80.5 | 89.3 | 77.2 | 74.0 | 77.07       |       |
|      |                       | CS8381       | L1           | II/III/CSE     | 85.1 | 83.3 | 81.9 | 80.9 | 79.5 |      |      |      |      |      |             | 82.14 |
| 8.   | Dr.D.SIVAKUMAR        | CS8392       | T1           | II/III/CSE     | 92.6 | 87.9 | 81.4 | 88.8 | 85.6 | 84.7 | 87.4 | 92.6 | 85.6 | 83.7 | 87.02       |       |
|      |                       | CS6701       | T2           | IV/VII/CSE     | 83.7 | 82.6 | 82.1 | 79.5 | 82.6 | 82.6 | 88.9 | 88.4 | 80.5 | 84.7 | 83.58       |       |
|      |                       | CS6711       | L1           | IV/VII/CSE     | 86.8 | 83.7 | 83.2 | 83.7 | 77.9 |      |      |      |      |      |             | 83.05 |
|      |                       | CS8383       | L2           | II/III/CSE     | 88.8 | 87.9 | 82.8 | 78.6 | 79.1 |      |      |      |      |      |             | 83.44 |
| 9.   | Ms.P.NALAYINI         | CS6007       | T1           | IV/VII/CSE     | 79.5 | 79.5 | 78.4 | 83.2 | 84.7 | 82.1 | 82.1 | 82.6 | 78.4 | 82.1 | 81.26       |       |
|      |                       | CS6711       | L1           | IV/VII/CSE     | 86.8 | 83.7 | 83.2 | 83.7 | 77.9 |      |      |      |      |      |             | 83.05 |
| 10.  | Ms.R.SUGANTHA LAKSHMI | OMF551       | T1           | III/V/CSE      | 88.4 | 87.6 | 85.3 | 87.6 | 85.3 | 84.4 | 86.7 | 86.7 | 86.2 | 84.9 | 86.31       |       |
|      |                       | CS8581       | L1           | III/V/CSE      | 90.7 | 88.4 | 88.0 | 88.9 | 89.3 |      |      |      |      |      |             | 89.07 |
| 11.  | Mr.R.SRIRAMKUMAR      | CS6004       | T1           | IV/VII/CSE     | 93.2 | 95.3 | 92.6 | 93.2 | 92.6 | 93.2 | 92.1 | 94.7 | 93.2 | 94.7 | 93.47       |       |
|      |                       | CS6712       | L1           | IV/VII/CSE     | 86.8 | 86.3 | 86.3 | 88.4 | 82.6 |      |      |      |      |      |             | 86.11 |
| 12.  | Ms.G.CHANDRAPRABHA    | EC8393       | T1           | II/III/ECE     | 88.3 | 83.9 | 87.8 | 93.3 | 90.0 | 86.7 | 86.7 | 94.4 | 77.8 | 89.4 | 87.83       |       |
|      |                       | EC8381       | L1           | II/III/ECE     | 93.9 | 91.1 | 92.2 | 92.2 | 81.1 |      |      |      |      |      |             | 90.11 |
|      |                       | EC8563       | L2           | III/V/ECE      | 89.5 | 89.5 | 90.9 | 91.4 | 90.0 |      |      |      |      |      |             | 90.27 |

*[Signature]*  
6/8/19  
COORDINATOR

*[Signature]*  
6/8/19  
PRINCIPAL

good



**DEPARTMENT OF ELECTRONICS AND COMMUNICATION ENGINEERING  
STAFF PERFORMANCE APPRAISAL: 2019-2020 (ODD SEM)  
DEPARTMENT WISE CONSOLIDATED REPORT**

| S.NO | STAFF NAME           | SUBJECT CODE | THEORY / LAB | YEAR/ SEM/DEPT | Q1   | Q2   | Q3   | Q4   | Q5   | Q6   | Q7   | Q8   | Q9   | Q10  | TOTAL (100) |       |
|------|----------------------|--------------|--------------|----------------|------|------|------|------|------|------|------|------|------|------|-------------|-------|
| 1.   | Dr.T.SHANTHI         | EC6703       | T1           | IV/VII/ECE     | 92.6 | 91.2 | 89.3 | 89.3 | 90.2 | 91.6 | 90.7 | 91.6 | 88.4 | 88.8 | 90.37       | good  |
| 2.   | Ms.N.MANGAIYARKARASI | OR0551       | T1           | III/V/ECE      | 88.6 | 85.9 | 83.2 | 87.7 | 83.6 | 86.8 | 87.3 | 90.9 | 87.7 | 88.6 | 87.05       |       |
|      |                      | EC6711       | L1           | IV/VII/ECE     | 97.7 | 96.3 | 95.3 | 94.9 | 92.6 |      |      |      |      |      |             | 95.35 |
| 3.   | Mr.K.SUDARSANAN      | EC6702       | T1           | IV/VII/ECE     | 96.7 | 94.9 | 96.3 | 95.3 | 96.7 | 94.9 | 94.9 | 95.8 | 93.0 | 95.3 | 95.40       | good  |
|      |                      | EC6711       | L1           | IV/VII/ECE     | 97.7 | 96.3 | 95.3 | 94.9 | 92.6 |      |      |      |      |      |             | 95.35 |
| 4.   | Mr.S.RAMARAJAN       | EC8073       | T1           | III/V/ECE      | 94.5 | 93.6 | 95.0 | 93.2 | 92.3 | 93.6 | 95.9 | 95.0 | 90.9 | 91.8 | 93.59       | good  |
|      |                      | EC8563       | L1           | III/V/ECE      | 89.5 | 89.5 | 90.9 | 91.4 | 90.0 |      |      |      |      |      |             | 90.27 |
| 5.   | Mr.R.SATHYARAJ       | EC8552       | T1           | III/V/ECE      | 89.5 | 89.5 | 83.6 | 90.9 | 82.7 | 83.6 | 89.5 | 91.8 | 88.6 | 86.8 | 87.68       |       |
|      |                      | CS8382       | L1           | II/III/CSE     | 84.2 | 81.9 | 79.1 | 77.2 | 62.8 |      |      |      |      |      |             | 77.02 |
| 6.   | Mr.T.PASUPATHI       | EC8352       | T1           | II/III/ECE     | 98.3 | 97.2 | 95.0 | 98.3 | 97.2 | 93.3 | 93.3 | 97.8 | 97.8 | 96.1 | 96.44       | good  |
|      |                      | EC6711       | L1           | IV/VII/ECE     | 97.7 | 96.3 | 95.3 | 94.9 | 92.6 |      |      |      |      |      |             | 95.35 |
| 7.   | Mr.T.JEYASEELAN      | EC8395       | T1           | II/III/CSE     | 94.4 | 93.0 | 94.9 | 95.3 | 92.6 | 91.2 | 87.4 | 95.3 | 96.3 | 90.2 | 93.07       | good  |
|      |                      | EC8561       | L1           | III/V/ECE      | 91.8 | 87.7 | 90.9 | 89.1 | 84.5 |      |      |      |      |      |             | 88.82 |

| S.NO | STAFF NAME            | SUBJECT CODE | THEORY / LAB | YEAR/ SEM/DEPT | Q1   | Q2   | Q3   | Q4   | Q5   | Q6   | Q7   | Q8   | Q9   | Q10  | TOTAL (100) |
|------|-----------------------|--------------|--------------|----------------|------|------|------|------|------|------|------|------|------|------|-------------|
| 8.   | Mr.P.RAJAPIRIAN       | EC8353       | T1           | II/III/EEE     | 95.7 | 95.7 | 94.3 | 97.1 | 94.3 | 92.9 | 95.7 | 95.7 | 91.4 | 95.7 | 94.86       |
|      |                       | EC8551       | T2           | III/V/ECE      | 81.4 | 84.5 | 87.7 | 90.0 | 88.2 | 85.9 | 84.1 | 88.6 | 82.7 | 85.0 | 85.82       |
|      |                       | EC8562       | L1           | III/V/ECE      | 93.6 | 92.7 | 91.4 | 91.4 | 90.0 |      |      |      |      |      |             |
| 9.   | Mr.W.NEWTON DAVID RAJ | EC6004       | T1           | IV/VII/ECE     | 97.2 | 96.3 | 96.3 | 96.7 | 98.1 | 95.8 | 97.2 | 96.7 | 95.3 | 96.7 | 96.65       |
|      |                       | CS8382       | L1           | II/III/CSE     | 84.2 | 81.9 | 79.1 | 77.2 | 62.8 |      |      |      |      |      |             |
| 10.  | Mr.R.BALAKRISHNAN     | EE8591       | T1           | III/V/EEE      | 98.5 | 95.4 | 96.9 | 98.5 | 95.4 | 96.9 | 96.9 | 100  | 93.8 | 92.3 | 96.46       |
|      |                       | EC8553       | T2           | III/V/ECE      | 95.0 | 93.2 | 93.2 | 94.5 | 90.9 | 90.5 | 88.2 | 92.3 | 92.3 | 90.0 | 92.00       |
|      |                       | EC8562       | L1           | III/V/ECE      | 93.6 | 92.7 | 91.4 | 91.4 | 90.0 |      |      |      |      |      |             |
| 11.  | Mr.A.HERALD           | EC8392       | T1           | II/III/ECE     | 92.8 | 86.7 | 87.8 | 95.0 | 88.3 | 87.8 | 88.3 | 92.8 | 92.8 | 92.2 | 90.44       |
|      |                       | EC8361       | L1           | II/III/ECE     | 88.9 | 85.6 | 86.1 | 87.2 | 73.9 |      |      |      |      |      |             |
| 12.  | Ms.R.PONNI            | EC8501       | T1           | III/V/ECE      | 85.9 | 80.9 | 76.4 | 88.6 | 81.4 | 84.5 | 85.9 | 90.9 | 87.3 | 84.5 | 84.64       |
|      |                       | EC8561       | L1           | III/V/ECE      | 91.8 | 87.7 | 90.9 | 89.1 | 84.5 |      |      |      |      |      |             |
| 13.  | Ms.D.VENNILA          | EE8351       | T1           | II/III/EEE     | 98.6 | 97.1 | 98.6 | 98.6 | 98.6 | 94.3 | 98.6 | 95.7 | 97.1 | 95.7 | 97.29       |
|      |                       | EC6016       | T2           | IV/VII/ECE     | 94.9 | 93.5 | 93.0 | 93.0 | 92.6 | 93.0 | 94.9 | 94.9 | 91.2 | 93.5 | 93.44       |
|      |                       | EC6712       | L1           | IV/VII/ECE     | 92.6 | 92.1 | 92.1 | 91.6 | 93.5 |      |      |      |      |      |             |
| 14.  | Ms.P.THIRUMAGAL       | EC6011       | T1           | IV/VII/ECE     | 99.1 | 97.7 | 96.7 | 98.1 | 97.2 | 99.1 | 98.6 | 97.2 | 95.8 | 96.3 | 97.58       |
|      |                       | EC8311       | L1           | II/III/EEE     | 81.4 | 87.1 | 85.7 | 81.4 | 72.9 |      |      |      |      |      |             |

good

good

good

good

good

good

good



| S.NO | STAFF NAME           | SUBJECT CODE | THEORY / LAB | YEAR/ SEM/DEPT | Q1   | Q2   | Q3   | Q4   | Q5   | Q6   | Q7   | Q8   | Q9   | Q10  | TOTAL (100) |
|------|----------------------|--------------|--------------|----------------|------|------|------|------|------|------|------|------|------|------|-------------|
| 15.  | Ms.U.JEYAMALAR       | EC8391       | T1           | II/III/ECE     | 75.6 | 78.3 | 78.9 | 80.6 | 80.6 | 76.7 | 78.9 | 81.7 | 78.3 | 79.4 | 78.89       |
|      |                      | EC8311       | L1           | II/III/EEE     | 81.4 | 87.1 | 85.7 | 81.4 | 72.9 |      |      |      |      |      | 81.71       |
| 16.  | Mr.R.THANDAYUTHAPANI | EC6701       | T1           | IV/VII/ECE     | 88.8 | 86.0 | 87.9 | 92.6 | 84.7 | 86.0 | 88.8 | 91.2 | 90.7 | 89.3 | 88.60       |
|      |                      | EC6712       | L1           | IV/VII/ECE     | 92.6 | 92.1 | 92.1 | 91.6 | 93.5 |      |      |      |      |      | 92.37       |
| 18.  | Mr.S.SIVAKUMAR       | EC8351       | T1           | II/III/ECE     | 88.3 | 88.3 | 84.4 | 92.8 | 86.1 | 83.3 | 87.8 | 92.8 | 94.4 | 87.8 | 88.61       |
|      |                      | EC8361       | L1           | II/III/ECE     | 88.9 | 85.6 | 86.1 | 87.2 | 73.9 |      |      |      |      |      | 84.33       |

*D. S. S. S. S.*  
6/8/19  
COORDINATOR

*J. S. S. S.*  
6/8/19  
PRINCIPAL



**DEPARTMENT OF ELECTRICAL AND ELECTRONICS ENGINEERING  
STAFF PERFORMANCE APPRAISAL: 2019-2020 (ODD SEM)  
DEPARTMENT WISE CONSOLIDATED REPORT**

| S.NO | STAFF NAME                 | SUBJECT CODE | THEORY / LAB | YEAR/ SEM/DEPT | Q1   | Q2   | Q3   | Q4   | Q5   | Q6   | Q7   | Q8   | Q9   | Q10  | TOTAL (100) |
|------|----------------------------|--------------|--------------|----------------|------|------|------|------|------|------|------|------|------|------|-------------|
| 1.   | Dr.S.SIVAKUMAR             | EE8501       | T1           | III/V/EEE      | 96.9 | 98.5 | 100  | 96.9 | 100  | 98.5 | 100  | 98.5 | 95.4 | 96.9 | 98.15       |
| 2.   | PROF.A.ALBERT MARTIN RUBAN | EE6702       | T1           | IV/VII/EEE     | 92.7 | 85.5 | 83.6 | 94.5 | 90.9 | 89.1 | 92.7 | 96.4 | 89.1 | 92.7 | 90.73       |
| 3.   | Mr.R.SUNDARAMOORTHY        | EI6704       | T1           | IV/VII/EEE     | 100  | 100  | 100  | 100  | 100  | 100  | 100  | 100  | 100  | 96.4 | 99.64       |
|      |                            | EE6712       | L1           | IV/VII/EEE     | 98.2 | 98.2 | 92.7 | 98.2 | 98.2 |      |      |      |      |      | 97.09       |
|      |                            | EE6811       | L2           | IV/VII/EEE     | 98.2 | 96.4 | 96.4 | 96.4 | 92.7 |      |      |      |      |      | 96.00       |
| 4.   | Mr.S.R.KARTHIKEYAN         | ME8792       | T1           | II/III/EEE     | 90.0 | 91.4 | 92.9 | 90.0 | 90.0 | 91.4 | 95.7 | 88.6 | 85.7 | 92.9 | 90.86       |
|      |                            | EE6711       | L1           | IV/VII/EEE     | 90.9 | 87.3 | 89.1 | 83.6 | 80.0 |      |      |      |      |      | 86.18       |
|      |                            | EE8361       | L2           | II/III/MECH    | 76.6 | 73.6 | 70.8 | 72.9 | 72.9 |      |      |      |      |      | 73.36       |
| 5.   | Ms.N.RAJESHWARI            | EE6703       | T1           | IV/VII/EEE     | 74.5 | 76.4 | 85.5 | 83.6 | 76.4 | 78.2 | 78.2 | 83.6 | 83.6 | 76.4 | 79.64       |
|      |                            | EE8361       | L1           | II/III/MECH    | 76.6 | 73.6 | 70.8 | 72.9 | 72.9 |      |      |      |      |      | 73.36       |
| 6.   | Mr.J.AROKIARAJ             | EE8552       | T1           | III/V/EEE      | 100  | 100  | 100  | 100  | 100  | 96.9 | 96.9 | 100  | 92.3 | 92.3 | 97.85       |
| 7.   | Mr.S.SAKTHIVEL             | EE8391       | T1           | II/III/EEE     | 100  | 100  | 98.6 | 100  | 98.6 | 97.1 | 100  | 100  | 100  | 98.6 | 99.29       |
|      |                            | EE8353       | T2           | II/III/MECH    | 96.6 | 92.9 | 92.5 | 94.2 | 91.9 | 91.2 | 86.1 | 91.2 | 89.2 | 89.5 | 91.53       |

| S.NO | STAFF NAME         | SUBJECT CODE | THEORY / LAB | YEAR/ SEM/DEPT | Q1   | Q2   | Q3   | Q4   | Q5   | Q6   | Q7   | Q8   | Q9   | Q10  | TOTAL (100) |
|------|--------------------|--------------|--------------|----------------|------|------|------|------|------|------|------|------|------|------|-------------|
| 8.   | Ms.M.MEENALOHANI   | EE6008       | T1           | IV/VII/EEE     | 90.9 | 87.3 | 87.3 | 85.5 | 83.6 | 81.8 | 81.8 | 83.6 | 83.6 | 81.8 | 84.73       |
| 9.   | Mrs.N.ARULMOZHI    | EE8551       | T1           | III/V/EEE      | 80.0 | 78.5 | 84.6 | 83.1 | 80.0 | 78.5 | 80.0 | 84.6 | 80.0 | 86.2 | 81.54       |
|      |                    | EE6701       | T2           | IV/VII/EEE     | 90.9 | 89.1 | 85.5 | 92.7 | 89.1 | 87.3 | 87.3 | 89.1 | 89.1 | 83.6 | 88.36       |
|      |                    | EE8511       | L1           | III/V/EEE      | 84.6 | 87.7 | 87.7 | 92.3 | 87.7 |      |      |      |      |      |             |
| 10.  | Mr.C.JOHN SELVARAJ | EE8301       | T1           | II/III/EEE     | 91.4 | 92.9 | 91.4 | 91.4 | 92.9 | 94.3 | 91.4 | 90.0 | 88.6 | 98.6 | 92.29       |
|      |                    | OMD551       | T2           | III/V/EEE      | 100  | 96.9 | 95.4 | 100  | 98.5 | 100  | 96.9 | 98.5 | 95.4 | 96.9 | 97.85       |
|      |                    | EE8311       | L1           | II/III/EEE     | 97.1 | 97.1 | 95.7 | 97.1 | 87.1 |      |      |      |      |      |             |

*Pravin*  
6/8/19  
COORDINATOR

*J. Manohar*  
6/8/19  
PRINCIPAL

total  
good





**DEPARTMENT OF MECHANICAL ENGINEERING**  
**STAFF PERFORMANCE APPRAISAL: 2019-2020 (ODD SEM)**  
**DEPARTMENT WISE CONSOLIDATED REPORT**

| S.NO | STAFF NAME                    | SUBJECT CODE | THEORY / LAB | YEAR/ SEM/DEPT | Q1   | Q2   | Q3   | Q4   | Q5   | Q6   | Q7   | Q8   | Q9   | Q10  | TOTAL (100) |
|------|-------------------------------|--------------|--------------|----------------|------|------|------|------|------|------|------|------|------|------|-------------|
| 1.   | Dr.T.PUSHPARAJ                | ME6012       | T1           | IV/VII/MECH A  | 82.9 | 79.5 | 75.7 | 82.4 | 79.0 | 78.1 | 80.5 | 82.9 | 76.7 | 74.8 | 79.24       |
|      |                               | ME6713       | L1           | IV/VII/MECH A  | 80.5 | 83.3 | 80.5 | 81.0 | 81.0 |      |      |      |      |      |             |
| 2.   | MR.P.P.SHANTHARAMAN           | OAT552       | T1           | III/V/MECH     | 92.0 | 87.4 | 86.2 | 89.8 | 84.0 | 83.1 | 85.5 | 90.2 | 80.9 | 84.3 | 86.34       |
|      |                               | ME6701       | T2           | IV/VII/MECH A  | 57.6 | 53.3 | 53.8 | 57.1 | 50.5 | 49.0 | 53.3 | 58.6 | 52.9 | 54.8 | 54.10       |
| 3.   | Mr.N.MAGESH                   | ME6005       | T1           | IV/VII/MECH A  | 98.1 | 97.1 | 96.2 | 97.1 | 96.7 | 95.7 | 95.7 | 96.7 | 95.7 | 97.6 | 96.67       |
|      |                               | ME6712       | L1           | IV/VII/MECH A  | 98.6 | 97.6 | 97.6 | 94.8 | 94.3 |      |      |      |      |      |             |
| 4.   | Mr.M.MELWIN JEGADEESH SRIDHAR | CE8394       | T1           | II/III/MECH    | 85.1 | 81.7 | 80.3 | 88.8 | 81.7 | 83.7 | 83.7 | 82.0 | 80.7 | 79.3 | 82.71       |
|      |                               | ME8381       | L1           | II/III/MECH    | 87.8 | 84.1 | 87.1 | 83.4 | 77.3 |      |      |      |      |      |             |
| 5.   | Mr.H.AGILAN                   | ME8595       | T1           | III/V/MECH     | 95.1 | 92.6 | 93.5 | 96.9 | 91.1 | 88.9 | 96.0 | 93.2 | 92.9 | 88.0 | 92.83       |
|      |                               | ME6701       | T2           | IV/VII/MECH B  | 92.6 | 90.0 | 86.3 | 92.6 | 88.4 | 86.3 | 90.0 | 88.4 | 83.7 | 86.8 | 88.53       |
|      |                               | ME8512       | L1           | III/V/MECH     | 94.5 | 89.2 | 90.5 | 89.8 | 79.7 |      |      |      |      |      |             |
| 6.   | Mr.R.SHANKAR                  | ME8594       | T1           | III/V/MECH     | 89.2 | 86.2 | 84.3 | 89.5 | 89.5 | 86.8 | 86.8 | 87.4 | 87.1 | 84.9 | 87.17       |
|      |                               | ME6712       | L1           | IV/VII/MECH B  | 88.9 | 88.9 | 88.9 | 89.5 | 86.3 |      |      |      |      |      |             |
| 7.   | Mr V.VIJAYAKUMAR              | ME6703       | T1           | IV/VII/MECH B  | 87.9 | 85.3 | 87.9 | 90.0 | 85.8 | 85.3 | 85.3 | 90.5 | 86.8 | 87.4 | 87.21       |
|      |                               | ME8513       | L1           | III/V/MECH     | 86.8 | 86.5 | 85.8 | 83.4 | 79.4 |      |      |      |      |      |             |

good.

good

| S.NO | STAFF NAME        | SUBJECT CODE | THEORY / LAB | YEAR/ SEM/DEPT | Q1   | Q2   | Q3   | Q4   | Q5   | Q6   | Q7   | Q8   | Q9   | Q10  | TOTAL (100) |
|------|-------------------|--------------|--------------|----------------|------|------|------|------|------|------|------|------|------|------|-------------|
| 8.   | Mr.J.RAJAPARTHPAN | ME8593       | T1           | III/V/MECH     | 84.9 | 88.9 | 82.8 | 90.5 | 86.8 | 88.0 | 85.2 | 87.1 | 85.2 | 85.8 | 86.52       |
|      |                   | ME6012       | T2           | IV/VII/MECH B  | 88.9 | 88.4 | 84.7 | 84.7 | 86.8 | 87.9 | 84.7 | 86.8 | 83.2 | 82.6 | 85.89       |
|      |                   | ME6713       | L1           | IV/VII/MECH B  | 90.5 | 86.8 | 86.8 | 84.2 | 85.8 |      |      |      |      |      |             |
| 9.   | Mr.S.SABANAYAGAM  | ME8501       | T1           | III/V/MECH     | 92.6 | 91.4 | 88.9 | 92.6 | 88.3 | 88.0 | 85.2 | 86.8 | 86.5 | 87.1 | 88.74       |
|      |                   | ME6702       | T2           | IV/VII/MECH A  | 95.2 | 96.2 | 94.3 | 96.7 | 94.8 | 94.3 | 93.8 | 96.7 | 95.2 | 91.4 | 94.86       |
|      |                   | ME6711       | L1           | IV/VII/MECH A  | 98.1 | 96.7 | 96.7 | 95.7 | 94.8 |      |      |      |      |      |             |
| 10.  | Mr.M.ASWIN        | ME6702       | T1           | IV/VII/MECH B  | 92.1 | 92.6 | 88.9 | 93.2 | 88.9 | 88.9 | 88.9 | 91.1 | 87.4 | 84.7 | 89.68       |
|      |                   | ME6711       | L1           | IV/VII/MECH B  | 95.3 | 91.1 | 88.9 | 91.1 | 87.4 |      |      |      |      |      |             |
| 11.  | Mr.B.RAMVIGNESH   | ME8391       | T1           | II/III/MECH    | 86.1 | 81.7 | 78.0 | 85.1 | 78.0 | 78.3 | 74.2 | 84.4 | 78.6 | 79.7 | 80.41       |
|      |                   | ME6703       | T2           | IV/VII/MECH A  | 94.8 | 93.3 | 96.7 | 97.1 | 95.7 | 94.8 | 94.8 | 98.1 | 96.7 | 96.7 | 95.86       |
|      |                   | ME8511       | L1           | III/V/MECH     | 86.5 | 88.3 | 85.2 | 85.2 | 78.5 |      |      |      |      |      |             |
| 12.  | Mr.S.KARTHI       | ME8351       | T1           | II/III/MECH    | 86.8 | 86.1 | 86.8 | 89.2 | 81.4 | 81.7 | 79.7 | 84.4 | 76.9 | 80.7 | 83.36       |
|      |                   | ME6005       | T2           | IV/VII/MECH B  | 94.7 | 93.7 | 93.2 | 94.7 | 93.2 | 93.2 | 94.2 | 95.8 | 91.1 | 93.2 | 93.68       |
|      |                   | ME8361       | L1           | II/III/MECH    | 86.1 | 84.4 | 83.4 | 84.7 | 81.4 |      |      |      |      |      |             |

*[Signature]*  
6/8/19  
COORDINATOR

*[Signature]*  
6/8/19  
PRINCIPAL



**DEPARTMENT OF SCIENCE AND HUMANITIES  
STAFF PERFORMANCE APPRAISAL: 2019-2020 (ODD SEM)  
DEPARTMENT WISE CONSOLIDATED REPORT**

| S.NO | STAFF NAME             | SUBJECT CODE | THEORY / LAB | YEAR/ SEM/DEPT | Q1   | Q2   | Q3   | Q4   | Q5   | Q6   | Q7   | Q8   | Q9   | Q10  | TOTAL (100) |
|------|------------------------|--------------|--------------|----------------|------|------|------|------|------|------|------|------|------|------|-------------|
| 1.   | Mr.G.JEYAKRISHNAN      | MA8551       | T1           | III/V/CSE      | 94.2 | 90.2 | 91.6 | 96.9 | 85.8 | 90.7 | 90.7 | 92.9 | 95.1 | 88.9 | 91.69       |
|      |                        | MA8353       | T2           | II/III/MECH    | 88.8 | 88.8 | 83.4 | 91.9 | 85.1 | 85.1 | 90.5 | 90.8 | 87.5 | 89.2 | 88.10       |
| 2.   | Ms.S.REVATHI           | MA8352       | T1           | II/III/ECE     | 87.2 | 81.1 | 76.7 | 93.3 | 78.3 | 77.8 | 83.3 | 81.1 | 89.4 | 80.0 | 82.83       |
| 3.   | Mr.G.SHANKARA KALIDOSS | CS6704       | T1           | IV/VII/CSE     | 91.6 | 88.9 | 89.5 | 91.1 | 89.5 | 88.9 | 88.9 | 94.2 | 94.2 | 93.7 | 91.05       |
|      |                        | MA8353       | T2           | II/III/CIVIL   | 77.6 | 81.6 | 78.4 | 97.6 | 85.6 | 77.6 | 95.2 | 90.4 | 82.4 | 80   | 84.64       |
| 4.   | Dr.R.SURESH            | CS6702       | T1           | IV/VII/CSE     | 94.2 | 93.2 | 92.6 | 96.8 | 93.7 | 92.6 | 92.1 | 93.7 | 93.2 | 96.3 | 93.84       |
| 5.   | Ms.N.LATHA             | MA8353       | T1           | II/III/EEE     | 80.0 | 75.7 | 75.7 | 92.9 | 82.9 | 78.6 | 84.3 | 75.7 | 80.0 | 82.9 | 80.86       |
| 6.   | Ms.S.GEETHA            | MA8351       | T1           | II/III/CSE     | 66.0 | 61.4 | 70.7 | 84.7 | 78.1 | 62.8 | 57.2 | 81.4 | 74.0 | 67.9 | 70.42       |
| 7.   | Mr.B.BARANKUMAR        | GE6757       | T1           | IV/VII/MECH B  | 85.8 | 85.3 | 80.0 | 87.9 | 77.9 | 87.4 | 88.9 | 90.5 | 89.5 | 87.4 | 86.05       |
| 8.   | Mr.P.RAJESHWARAN       | HS8381       | L1           | II/III/CSE     | 87.0 | 88.4 | 89.3 | 86.0 | 81.4 |      |      |      |      |      | 86.42       |
|      |                        | HS8381       | L2           | II/III/ECE     | 96.1 | 93.3 | 95.6 | 93.9 | 94.4 |      |      |      |      |      | 94.67       |



| S.NO | STAFF NAME       | SUBJECT CODE | THEORY / LAB | YEAR/ SEM/DEPT | Q1   | Q2   | Q3   | Q4   | Q5   | Q6   | Q7   | Q8   | Q9   | Q10  | TOTAL (100) |
|------|------------------|--------------|--------------|----------------|------|------|------|------|------|------|------|------|------|------|-------------|
| 9.   | Mr.K.ANANDHA RAJ | HS8381       | L1           | II/III/CIVIL   | 94.4 | 89.6 | 89.6 | 87.2 | 89.6 |      |      |      |      |      | 90.08       |
|      |                  | HS8381       | L2           | II/III/MECH    | 91.2 | 88.5 | 87.1 | 87.1 | 86.1 |      |      |      |      |      | 88.00       |
|      |                  | HS8581       | L3           | III/V/EEE      | 100  | 96.9 | 98.5 | 98.5 | 96.9 |      |      |      |      |      | 98.15       |
| 10.  | Mr.B.SURESH BABU | MG6851       | T1           | IV/VII/EEE     | 81.8 | 76.4 | 76.4 | 74.5 | 80.0 | 81.8 | 81.8 | 81.8 | 81.8 | 83.6 | 80.00       |
| 11.  | Mr.K.SUDHAKAR    | GE6757       | T1           | IV/VII/MECH A  | 94.3 | 94.3 | 94.8 | 95.2 | 94.8 | 94.3 | 93.8 | 94.8 | 94.8 | 95.2 | 94.62       |

*D. Kumar*  
6/8/19  
COORDINATOR

*J. Mani*  
6/8/19  
PRINCIPAL




**DEPARTMENT OF COMPUTER SCIENCE AND ENGINEERING**  
**STAFF PERFORMANCE APPRAISAL: 2018-2019 (ODD SEM)**  
**DEPARTMENT WISE CONSOLIDATED REPORT**

| S.NO | STAFF NAME            | SUBJECT CODE | THEORY/LAB | YEAR/SEM/DEPT | Q1   | Q2   | Q3   | Q4   | Q5   | Q6   | Q7   | Q8   | Q9   | Q10  | TOTAL (100) |       |
|------|-----------------------|--------------|------------|---------------|------|------|------|------|------|------|------|------|------|------|-------------|-------|
| 1.   | Ms.S.MUMA             | CS6502       | T1         | III/V/CSE     | 72.6 | 74.7 | 75.3 | 77.9 | 80.5 | 77.9 | 78.4 | 78.9 | 77.4 | 78.9 | 77.26       |       |
| 2.   | Ms.S.PUVANESWARI      | CS6503       | T1         | III/V/CSE     | 79.5 | 75.3 | 75.3 | 75.3 | 73.7 | 74.7 | 76.3 | 77.4 | 72.6 | 75.8 | 75.58       |       |
|      |                       | CS6513       | L1         | III/V/CSE     | 77.9 | 80.5 | 78.4 | 73.7 | 73.7 |      |      |      |      |      |             | 76.84 |
| 3.   | Ms.B.SANGEETHA        | CS6003       | T1         | IV/VII/CSE    | 96.7 | 94.0 | 92.1 | 94.9 | 94.0 | 89.8 | 94.4 | 94.9 | 90.7 | 92.1 | 93.3        |       |
| 4.   | Mr.R.RANITHA          | CS6504       | T1         | III/V/CSE     | 86.3 | 87.4 | 86.3 | 86.8 | 84.7 | 86.8 | 85.3 | 86.3 | 84.2 | 86.3 | 86.05       |       |
|      |                       | EC8393       | T1         | II/III/ECE    | 96.8 | 96.4 | 95.0 | 96.4 | 94.1 | 95.0 | 92.3 | 94.5 | 94.5 | 95.0 | 95          |       |
|      |                       | CS6511       | L1         | III/V/CSE     | 86.3 | 86.8 | 83.7 | 85.3 | 83.7 |      |      |      |      |      |             | 85.16 |
|      |                       | EC8381       | L2         | II/III/ECE    | 94.5 | 95.9 | 95.0 | 93.2 | 87.7 |      |      |      |      |      |             | 93.27 |
| 5.   | Mr.J.JEGAN            | CS6007       | T1         | IV/VII/CSE    | 91.5 | 90.0 | 88.9 | 91.1 | 90.0 | 88.5 | 89.3 | 88.1 | 86.3 | 88.9 | 89.3        |       |
| 6.   | Mr.S.RAJARAJAN        | CS6701       | T1         | IV/VII/CSE    | 76.7 | 72.6 | 68.5 | 84.1 | 71.5 | 73.3 | 75.2 | 83.0 | 73.7 | 80.0 | 75.9        |       |
|      |                       | CS6711       | L1         | IV/VII/CSE    | 85.9 | 86.3 | 84.8 | 84.8 | 81.5 |      |      |      |      |      |             | 84.7  |
| 7.   | Mr.D.SIVAKUMAR        | CS8392       | T1         | II/III/CSE    | 86.7 | 82.7 | 80.0 | 79.6 | 80.9 | 81.3 | 79.6 | 81.8 | 77.3 | 79.1 | 80.89       |       |
|      |                       | CS8383       | L1         | II/III/CSE    | 84.4 | 80.0 | 79.1 | 79.6 | 77.3 |      |      |      |      |      |             | 80.09 |
| 8.   | Ms.P.NALAYINI         | CS8391       | T1         | II/III/CSE    | 80.4 | 75.1 | 76.4 | 76.0 | 74.2 | 74.7 | 72.4 | 76.4 | 74.2 | 76.4 | 75.64       |       |
|      |                       | CS8381       | L1         | II/III/CSE    | 81.8 | 82.7 | 82.2 | 79.6 | 79.6 |      |      |      |      |      |             | 81.16 |
| 9.   | Ms.R.SUGANTHA LAKSHMI | CS6004       | T1         | IV/VII/CSE    | 91.4 | 87.6 | 87.0 | 93.3 | 81.9 | 86.7 | 87.6 | 86.7 | 89.5 | 88.6 | 88.0        |       |

| S.NO | STAFF NAME         | SUBJECT CODE | THEORY/ LAB | YEAR/ SEM/DEPT | Q1   | Q2   | Q3   | Q4   | Q5   | Q6   | Q7   | Q8   | Q9   | Q10  | TOTAL (100) |
|------|--------------------|--------------|-------------|----------------|------|------|------|------|------|------|------|------|------|------|-------------|
| 10.  | Ms.G.CHANDRAPRABHA | CS6501       | T1          | III/V/CSE      | 83.2 | 80.5 | 80.5 | 84.2 | 80.5 | 79.5 | 78.4 | 82.6 | 76.8 | 81.6 | 80.79       |
|      |                    | CS6512       | L1          | III/V/CSE      | 82.1 | 81.6 | 80.0 | 76.3 | 74.2 |      |      |      |      |      |             |
| 11.  | Mr.M.ARUN          | CS6703       | T1          | IV/VII/CSE     | 84.8 | 84.4 | 83.0 | 85.2 | 85.9 | 84.8 | 90.0 | 87.0 | 84.4 | 85.2 | 85.5        |
|      |                    | CS6712       | L1          | IV/VII/CSE     | 88.1 | 85.9 | 85.6 | 87.0 | 78.9 |      |      |      |      |      |             |

  
COORDINATOR

  
PRINCIPAL





**DEPARTMENT OF CIVIL ENGINEERING**  
**STAFF PERFORMANCE APPRAISAL: 2018-2019 (ODD SEM)**  
**DEPARTMENT WISE CONSOLIDATED REPORT**

| S.NO | STAFF NAME        | SUBJECT CODE | THEORY / LAB | YEAR/ SEM/DEPT | Q1   | Q2   | Q3   | Q4   | Q5   | Q6   | Q7   | Q8   | Q9   | Q10  | TOTAL (100) |       |
|------|-------------------|--------------|--------------|----------------|------|------|------|------|------|------|------|------|------|------|-------------|-------|
| 1.   | Ms.R.REVATHI      | CE6702       | T1           | IV/VII/CIVIL A | 79.5 | 77.6 | 75.7 | 83.8 | 74.8 | 74.3 | 79.5 | 81.4 | 79.0 | 81.9 | 78.8        |       |
|      |                   | CE6712       | L1           | IV/VII/CIVIL A | 80.0 | 80.0 | 79.0 | 79.0 | 76.2 |      |      |      |      |      |             | 78.9  |
| 2.   | Ms.T.BHUVANESWARI | CE6501       | T1           | III/V/CIVIL    | 78.0 | 74.7 | 71.8 | 82.0 | 71.4 | 70.2 | 79.6 | 82.4 | 83.3 | 73.5 | 76.7        |       |
|      |                   | CE6011       | T1           | IV/VII/CIVIL A | 81.4 | 82.4 | 79.5 | 82.4 | 76.2 | 75.7 | 79.0 | 82.0 | 82.9 | 81.5 | 80.3        |       |
|      |                   | CE6711       | L1           | IV/VII/CIVIL B | 90.4 | 88.8 | 88.8 | 85.4 | 87.5 |      |      |      |      |      |             | 88.17 |
| 3.   | Mr.R.SUNDHARAM    | CE6502       | T1           | III/V/CIVIL    | 80.4 | 77.1 | 75.9 | 79.6 | 75.9 | 76.7 | 75.5 | 76.3 | 75.9 | 73.1 | 76.7        |       |
|      |                   | CE6011       | T2           | IV/VII/CIVIL B | 95.4 | 90.8 | 90.8 | 91.7 | 88.3 | 87.9 | 94.0 | 93.8 | 91.7 | 91.3 | 91.57       |       |
|      |                   | CE6512       | L1           | III/V/CIVIL    | 77.1 | 79.6 | 78.8 | 73.1 | 71.8 |      |      |      |      |      |             | 76.1  |
|      |                   | CE6712       | L2           | IV/VII/CIVIL B | 93.8 | 91.7 | 93.8 | 91.7 | 90.4 |      |      |      |      |      |             | 92.25 |
| 4.   | Mr.KARUN          | CE6506       | T1           | III/V/CIVIL    | 87.8 | 85.3 | 85.3 | 85.3 | 85.7 | 86.1 | 84.1 | 83.7 | 80.8 | 83.3 | 84.7        |       |
|      |                   | CE6701       | T1           | IV/VII/CIVIL A | 82.9 | 81.9 | 77.6 | 81.9 | 81.0 | 79.0 | 81.0 | 81.9 | 84.3 | 82.4 | 81.4        |       |
|      |                   | CE6712       | L1           | IV/VII/CIVIL A | 80.0 | 80.0 | 79.0 | 79.0 | 76.2 |      |      |      |      |      |             | 78.9  |
| 5.   | Ms.D.SHARMILA     | CE6503       | T1           | III/V/CIVIL    | 61.6 | 60.4 | 59.6 | 64.1 | 61.6 | 59.6 | 60.4 | 62.9 | 59.6 | 58.8 | 60.9        |       |
|      |                   | CE6512       | L1           | III/V/CIVIL    | 77.1 | 79.6 | 78.8 | 73.1 | 71.8 |      |      |      |      |      |             | 76.1  |
|      |                   | CE6703       | T2           | IV/VII/CIVIL A | 65.7 | 69.0 | 69.0 | 72.4 | 71.4 | 73.8 | 68.1 | 69.5 | 67.6 | 72.4 | 69.9        |       |

| S.NO | STAFF NAME               | SUBJECT CODE | THEORY / LAB | YEAR/ SEM/DEPT | Q1   | Q2   | Q3   | Q4   | Q5   | Q6   | Q7   | Q8   | Q9   | Q10  | TOTAL (100)  |              |
|------|--------------------------|--------------|--------------|----------------|------|------|------|------|------|------|------|------|------|------|--------------|--------------|
| 6.   | Mr.M.MOHAMED ILIYAS      | CE8391       | T1           | II/III/CIVIL   | 70.5 | 71.1 | 68.9 | 71.1 | 66.3 | 68.9 | 66.3 | 72.6 | 69.5 | 68.9 | <b>69.42</b> |              |
|      |                          | CE6504       | T2           | III/V/CIVIL    | 82.9 | 80.0 | 78.4 | 82.4 | 80.0 | 78.8 | 77.6 | 82.4 | 78.8 | 81.2 | <b>80.2</b>  |              |
|      |                          | CE8361       | L1           | II/III/CIVIL   | 87.9 | 86.8 | 88.9 | 84.2 | 84.7 |      |      |      |      |      |              | <b>86.53</b> |
| 7.   | Mr.K.RANJITH             | CE8302       | T1           | II/III/CIVIL   | 91.1 | 88.4 | 85.8 | 89.5 | 89.5 | 86.8 | 92.6 | 88.4 | 85.3 | 87.9 | <b>88.53</b> |              |
|      |                          | CE6505       | T2           | III/V/CIVIL    | 86.1 | 85.7 | 85.7 | 87.8 | 85.7 | 84.9 | 85.3 | 87.3 | 87.8 | 84.1 | <b>86.0</b>  |              |
|      |                          | CE8311       | L1           | II/III/CIVIL   | 96.8 | 92.1 | 90.5 | 90.0 | 90.0 |      |      |      |      |      |              | <b>91.89</b> |
| 8.   | Mr.S.R.ELWIN GURU CHANTH | CE6704       | T1           | IV/VII/CIVIL A | 72.9 | 74.8 | 76.2 | 78.1 | 78.1 | 78.6 | 75.7 | 77.1 | 78.1 | 73.8 | <b>76.3</b>  |              |
|      |                          | CE6702       | T2           | IV/VII/CIVIL B | 76.3 | 75.0 | 79.6 | 83.3 | 80.0 | 75.4 | 80.8 | 87.5 | 82.1 | 79.2 | <b>79.92</b> |              |
|      |                          | CE6511       | L1           | III/V/CIVIL    | 90.6 | 87.8 | 89.4 | 87.8 | 85.7 |      |      |      |      |      |              | <b>88.2</b>  |
| 9.   | Mr.M.MANIMUHILAN         | CE6007       | T1           | IV/VII/CIVIL A | 81.0 | 82.4 | 81.4 | 83.8 | 78.1 | 82.9 | 82.9 | 80.0 | 78.6 | 79.0 | <b>81.0</b>  |              |
|      |                          | CE6704       | T2           | IV/VII/CIVIL B | 92.5 | 90.8 | 89.2 | 91.7 | 90.0 | 92.9 | 92.9 | 91.7 | 90.4 | 90.4 | <b>91.25</b> |              |
|      |                          | CE6511       | L1           | III/V/CIVIL    | 90.6 | 87.8 | 89.4 | 87.8 | 85.7 |      |      |      |      |      |              | <b>88.2</b>  |
| 10.  | Ms.KARUNA                | CE8301       | T1           | II/III/CIVIL   | 81.6 | 81.6 | 80.0 | 84.2 | 83.2 | 80.0 | 80.0 | 83.7 | 83.7 | 83.7 | <b>82.16</b> |              |
|      |                          | CE6711       | L1           | IV/VII/CIVIL A | 75.2 | 75.2 | 73.3 | 69.0 | 71.9 |      |      |      |      |      |              | <b>73.0</b>  |
|      |                          | CE6701       | T2           | IV/VII/CIVIL B | 85.0 | 83.8 | 87.5 | 91.3 | 83.8 | 76.3 | 76.7 | 85.0 | 85.8 | 82.5 | <b>83.75</b> |              |
| 11.  | Mr.S.KAMARAJ             | CE8351       | T1           | II/III/CIVIL   | 87.4 | 84.7 | 83.2 | 84.2 | 86.8 | 85.8 | 86.3 | 86.3 | 83.2 | 85.8 | <b>85.37</b> |              |
|      |                          | CE6703       | T2           | IV/VII/CIVIL B | 89.2 | 87.1 | 86.7 | 89.6 | 88.3 | 90.8 | 88.3 | 89.2 | 84.6 | 86.3 | <b>88.00</b> |              |
|      |                          | CE8361       | L1           | II/III/CIVIL   | 87.9 | 86.8 | 88.9 | 84.2 | 84.7 |      |      |      |      |      |              | <b>86.53</b> |
| 12.  | Ms.V.ISHWARYA            | CE8392       | T1           | II/III/CIVIL   | 94.2 | 95.8 | 94.2 | 95.8 | 93.2 | 94.2 | 93.2 | 94.7 | 95.3 | 94.7 | <b>94.53</b> |              |
|      |                          | CE6007       | T2           | IV/VII/CIVIL B | 95.4 | 92.9 | 94.2 | 95.0 | 93.8 | 93.3 | 94.3 | 95.7 | 93.8 | 95.0 | <b>94.34</b> |              |
|      |                          | CE8311       | L1           | II/III/CIVIL   | 96.8 | 92.1 | 90.5 | 90.0 | 90.0 |      |      |      |      |      |              | <b>91.89</b> |

COORDINATOR

PRINCIPAL



**DEPARTMENT OF ELECTRICAL AND ELECTRONICS ENGINEERING**  
**STAFF PERFORMANCE APPRAISAL: 2018-2019 (ODD SEM)**  
**DEPARTMENT WISE CONSOLIDATED REPORT**

| S.NO | STAFF NAME                 | SUBJECT CODE | THEORY / LAB | YEAR/ SEM/DEPT | Q1    | Q2    | Q3   | Q4   | Q5    | Q6    | Q7    | Q8   | Q9    | Q10  | TOTAL (100) |       |
|------|----------------------------|--------------|--------------|----------------|-------|-------|------|------|-------|-------|-------|------|-------|------|-------------|-------|
| 1.   | Dr.S.SIVAKUMAR             | EE6501       | T1           | III/V/EEE      | 92.3  | 92.3  | 90.8 | 98.5 | 92.3  | 93.8  | 93.8  | 93.8 | 87.7  | 84.6 | 92.00       |       |
| 2.   | PROF.A.ALBERT MARTIN RUBAN | EE6702       | T1           | IV/VII/EEE     | 84    | 82.5  | 79   | 81.5 | 81.5  | 77    | 90.5  | 88.5 | 80    | 83   | 82.75       |       |
| 3.   | Mr.R.SUNDARAMOORTHY        | EE6503       | T1           | III/V/EEE      | 100.0 | 100.0 | 98.5 | 98.5 | 100.0 | 100.0 | 98.5  | 98.5 | 100.0 | 93.8 | 98.77       |       |
|      |                            | EE6511       | L1           | III/V/EEE      | 98.5  | 98.5  | 98.5 | 95.4 | 93.8  |       |       |      |       |      |             | 96.92 |
|      |                            | EE6712       | L2           | IV/VII/EEE     | 94.5  | 95    | 94.5 | 94.5 | 89.5  |       |       |      |       |      |             | 93.6  |
| 4.   | Ms.N.RAJESWARI             | EE6703       | T1           | IV/VII/EEE     | 91    | 88    | 91.5 | 91.5 | 91    | 87    | 88    | 87   | 91    | 85   | 89.1        |       |
| 5.   | Mr.J.AROCKIA RAJ           | ME6701       | T1           | III/V/EEE      | 98.5  | 98.5  | 98.5 | 98.5 | 98.5  | 98.5  | 96.9  | 98.5 | 96.9  | 92.3 | 97.54       |       |
|      |                            | EE8353       | T1           | II/III/MECH A  | 98    | 95    | 95.5 | 93   | 90    | 95    | 96    | 94.5 | 94.5  | 94   | 94.55       |       |
|      |                            | EE8361       | L1           | II/III/MECH A  | 96.5  | 97    | 95   | 91.5 | 91    |       |       |      |       |      |             | 94.2  |
| 6.   | Mr.C.BALAJI                | IC6501       | T1           | III/V/EEE      | 95.4  | 96.9  | 93.8 | 92.3 | 86.2  | 89.2  | 87.7  | 89.2 | 90.8  | 80.0 | 90.15       |       |
|      |                            | EE6701       | T2           | IV/VII/EEE     | 86.5  | 89    | 84.5 | 87   | 85.5  | 89.5  | 89.5  | 88.5 | 83.5  | 85.5 | 86.9        |       |
|      |                            | EE6711       | L1           | IV/VII/EEE     | 94    | 93    | 93   | 89.5 | 82.5  |       |       |      |       |      |             | 90.4  |
| 7.   | Mr.S.R.KARTHIKEYAN         | ME8792       | T1           | II/III/EEE     | 100.0 | 100.0 | 98.7 | 98.7 | 98.7  | 100.0 | 100.0 | 98.7 | 97.3  | 98.7 | 99.07       |       |



| S.NO | STAFF NAME     | SUBJECT CODE | THEORY / LAB | YEAR/ SEM/DEPT | Q1    | Q2    | Q3   | Q4    | Q5    | Q6   | Q7   | Q8    | Q9    | Q10  | TOTAL (100) |       |
|------|----------------|--------------|--------------|----------------|-------|-------|------|-------|-------|------|------|-------|-------|------|-------------|-------|
| 8.   | Ms.A.PRABHA    | EE6007       | T1           | IV/VII/EEE     | 88    | 85.5  | 83   | 86    | 84.5  | 84   | 85   | 85.5  | 85.5  | 83   | 85          |       |
|      |                | EE6711       | L1           | IV/VII/EEE     | 94    | 93    | 93   | 89.5  | 82.5  |      |      |       |       |      |             | 90.4  |
| 9.   | Mr.M.MAYAPANDI | EE8301       | T1           | II/III/EEE     | 100.0 | 100.0 | 98.7 | 97.3  | 100.0 | 98.7 | 98.7 | 98.7  | 100.0 | 98.7 | 99.07       |       |
|      |                | EE6504       | T1           | III/V/EEE      | 92.3  | 92.3  | 93.8 | 92.3  | 92.3  | 92.3 | 92.3 | 92.3  | 92.3  | 89.2 | 92.15       |       |
|      |                | EE8311       | L1           | II/III/EEE     | 100.0 | 98.7  | 98.7 | 98.7  | 98.7  |      |      |       |       |      |             | 98.93 |
| 10.  | Ms.E.SUGANYA   | EE6005       | T1           | IV/VII/EEE     | 82    | 82    | 84   | 84.5  | 82    | 83.5 | 80.5 | 82    | 81.5  | 82   | 82.4        |       |
|      |                | EE8353       | T2           | II/III/MECH B  | 88.8  | 87.1  | 85.9 | 85.9  | 87.6  | 87.1 | 86.5 | 87.6  | 86.5  | 88.8 | 87.18       |       |
|      |                | EE6512       | L1           | III/V/EEE      | 60.0  | 63.1  | 64.6 | 63.1  | 64.6  |      |      |       |       |      |             | 63.08 |
|      |                | EE8361       | L2           | II/III/MECH B  | 79.4  | 77.1  | 75.3 | 71.8  | 74.7  |      |      |       |       |      |             | 75.65 |
| 12.  | Mr.S.SAKTHIVEL | EE8391       | T1           | II/III/EEE     | 97.3  | 94.7  | 94.7 | 100.0 | 96.0  | 96.0 | 97.3 | 100.0 | 97.3  | 96.0 | 96.93       |       |
| 13.  | MS.ARULMOZHI   | EE6502       | T1           | III/V/EEE      | 87.7  | 87.7  | 89.2 | 89.2  | 84.6  | 87.7 | 86.2 | 86.2  | 87.7  | 83.1 | 86.92       |       |
|      |                | EE6811       | L1           | IV/VII/EEE     | 91.5  | 89.5  | 88.5 | 89.5  | 85    |      |      |       |       |      |             | 88.8  |

  
COORDINATOR

  
PRINCIPAL



**DEPARTMENT OF ELECTRONICS AND COMMUNICATION ENGINEERING**  
**STAFF PERFORMANCE APPRAISAL: 2018-2019 (ODD SEM)**  
**DEPARTMENT WISE CONSOLIDATED REPORT**

| S.NO | STAFF NAME           | SUBJECT CODE | THEORY / LAB | YEAR/ SEM/DEPT | Q1    | Q2    | Q3   | Q4   | Q5   | Q6   | Q7    | Q8   | Q9   | Q10  | TOTAL (100)  |
|------|----------------------|--------------|--------------|----------------|-------|-------|------|------|------|------|-------|------|------|------|--------------|
| 1.   | Dr.T.SHANTHI         | EC8352       | T1           | II/III/ECE     | 67.3  | 69.5  | 64.1 | 72.3 | 65.0 | 69.1 | 71.4  | 67.7 | 66.8 | 67.7 | <b>68.09</b> |
|      |                      | EC6712       | L1           | IV/VII/ECE B   | 94.9  | 95.3  | 94.0 | 94.0 | 96.3 |      |       |      |      |      |              |
| 2.   | Ms.N.MANGAIYARKARASI | EC6503       | T1           | III/V/ECE      | 100.0 | 99.1  | 99.1 | 99.1 | 99.5 | 99.1 | 100.0 | 99.5 | 99.5 | 99.1 | <b>99.40</b> |
|      |                      | EC6512       | L1           | III/V/ECE      | 98.6  | 99.1  | 97.7 | 97.2 | 95.3 |      |       |      |      |      |              |
| 3.   | Ms.P.GEETHABAI       | EC6501       | T1           | III/V/ECE      | 97.7  | 97.7  | 97.7 | 96.7 | 97.2 | 97.2 | 97.2  | 95.3 | 97.7 | 96.3 | <b>97.07</b> |
|      |                      | EC6513       | L1           | III/V/ECE      | 97.7  | 97.7  | 94.4 | 94.4 | 94.4 |      |       |      |      |      |              |
| 4.   | Mr.A.HERALD          | EC6016       | T1           | IV/VII/ECE B   | 88.8  | 87.4  | 87.9 | 89.8 | 86.0 | 86.0 | 86.0  | 90.7 | 89.8 | 87.4 | <b>88.0</b>  |
|      |                      | EC6512       | L1           | III/V/ECE      | 98.6  | 99.1  | 97.7 | 97.2 | 95.3 |      |       |      |      |      |              |
| 5.   | Mr.K.SUDARSANAN      | EC8395       | T1           | II/III/CSE     | 71.6  | 68.0  | 66.2 | 71.6 | 67.1 | 68.4 | 68.0  | 65.3 | 67.1 | 70.7 | <b>68.40</b> |
|      |                      | EC8391       | T1           | II/III/ECE     | 83.2  | 80.9  | 81.4 | 83.6 | 80.0 | 79.1 | 82.7  | 78.6 | 75.9 | 82.3 | <b>80.77</b> |
|      |                      | EC6511       | L1           | III/V/ECE      | 99.5  | 100.0 | 99.5 | 99.5 | 98.1 |      |       |      |      |      |              |
| 6.   | Mr.S.RAMARAJAN       | EC6502       | T1           | III/V/ECE      | 99.5  | 99.5  | 99.5 | 99.5 | 97.2 | 98.6 | 98.6  | 99.1 | 99.1 | 99.1 | <b>98.98</b> |
|      |                      | EC6702       | T2           | IV/VII/ECE B   | 96.3  | 96.7  | 97.7 | 97.7 | 95.8 | 95.8 | 95.3  | 95.8 | 93.0 | 96.7 | <b>96.1</b>  |
|      |                      | EC6511       | L1           | III/V/ECE      | 99.5  | 100.0 | 99.5 | 99.5 | 98.1 |      |       |      |      |      |              |

| S.NO | STAFF NAME            | SUBJECT CODE | THEORY / LAB | YEAR/ SEM/DEPT | Q1    | Q2    | Q3    | Q4    | Q5   | Q6    | Q7   | Q8   | Q9   | Q10  | TOTAL (100) |
|------|-----------------------|--------------|--------------|----------------|-------|-------|-------|-------|------|-------|------|------|------|------|-------------|
| 7.   | Mr.R.SATHYARAJ        | EC6701       | T1           | IV/VII/ECE B   | 94.4  | 94.4  | 91.6  | 98.6  | 94.9 | 93.5  | 95.3 | 97.7 | 94.4 | 93.0 | 94.8        |
|      |                       | EC6712       | L1           | IV/VII/ECE B   | 94.9  | 95.3  | 94.0  | 94.0  | 96.3 |       |      |      |      |      |             |
| 8.   | Mr.T.PASUPATHI        | EC6703       | T1           | IV/VII/ECE B   | 99.5  | 99.5  | 98.1  | 99.1  | 96.3 | 98.6  | 99.1 | 99.1 | 98.1 | 97.2 | 98.5        |
|      |                       | ME6702       | T2           | IV/VII/MECH A  | 77.0  | 76.4  | 75.8  | 78.8  | 74.8 | 73.0  | 75.8 | 76.1 | 77.6 | 74.5 | 75.97       |
|      |                       | EC6711       | L1           | IV/VII/ECE B   | 100.0 | 100.0 | 99.5  | 99.5  | 97.2 |       |      |      |      |      |             |
| 9.   | Mr.T.JEYASEELAN       | EC6016       | T1           | IV/VII/ECE A   | 99.0  | 98.0  | 99.0  | 97.0  | 99.0 | 98.0  | 96.5 | 97.0 | 98.0 | 97.0 | 97.85       |
|      |                       | EC6004       | T2           | IV/VII/ECE B   | 100.0 | 100.0 | 100.0 | 100.0 | 99.1 | 100.0 | 97.7 | 98.1 | 99.5 | 99.5 | 99.4        |
|      |                       | EC6711       | L1           | IV/VII/ECE A   | 99.5  | 97.0  | 98.0  | 97.5  | 94.0 |       |      |      |      |      |             |
| 10.  | Mr.P.RAJAPIRIAN       | EC6004       | T1           | IV/VII/ECE A   | 95.4  | 92.5  | 95.3  | 96.5  | 92.8 | 91.5  | 92.5 | 94.9 | 88.5 | 93.3 | 93.32       |
|      |                       | ME6702       | T2           | IV/VII/MECH B  | 90.7  | 89.3  | 85.2  | 91.4  | 87.2 | 87.9  | 87.6 | 92.4 | 84.5 | 86.6 | 88.28       |
|      |                       | CS8382       | L1           | II/III/CSE     | 79.6  | 80.4  | 75.6  | 74.7  | 74.7 |       |      |      |      |      |             |
| 11.  | Mr.W.NEWTON DAVID RAJ | CS8351       | T1           | II/III/CSE     | 86.2  | 84.4  | 82.2  | 84.0  | 83.1 | 80.9  | 77.8 | 83.6 | 78.2 | 84.0 | 82.44       |
|      |                       | EE8351       | T2           | II/III/EEE     | 97.3  | 94.7  | 94.7  | 94.7  | 96.0 | 93.3  | 97.3 | 97.3 | 97.3 | 94.7 | 95.73       |
|      |                       | EC8311       | L1           | II/III/EEE     | 85.3  | 82.7  | 84.0  | 84.0  | 94.7 |       |      |      |      |      |             |
| 12.  | Mr.R.BALAKRISHNAN     | EC6701       | T1           | IV/VII/ECE A   | 94.5  | 91    | 95    | 97.5  | 95.5 | 94    | 93   | 97   | 93   | 95.5 | 94.6        |
|      |                       | EC6712       | L1           | IV/VII/ECE A   | 99.5  | 97.0  | 98.0  | 96.5  | 89.0 |       |      |      |      |      |             |



| S.NO | STAFF NAME           | SUBJECT CODE | THEORY / LAB | YEAR/ SEM/DEPT | Q1    | Q2    | Q3   | Q4   | Q5   | Q6   | Q7   | Q8   | Q9   | Q10  | TOTAL (100) |       |
|------|----------------------|--------------|--------------|----------------|-------|-------|------|------|------|------|------|------|------|------|-------------|-------|
| 13.  | Ms.R.PONNI           | EC6702       | T1           | IV/VII/ECE A   | 95.5  | 93    | 93.5 | 95   | 92   | 95   | 95   | 94   | 95.5 | 93.5 | 94.2        |       |
|      |                      | EC6712       | L1           | IV/VII/ECE A   | 99.5  | 97.0  | 98.0 | 96.5 | 89.0 |      |      |      |      |      |             | 96.00 |
| 14.  | Ms.D.VENNILA         | EC8392       | T1           | II/III/ECE     | 95.0  | 95.5  | 91.8 | 92.7 | 93.2 | 94.1 | 93.2 | 93.6 | 91.8 | 93.2 | 93.41       |       |
|      |                      | EC8361       | L1           | II/III/ECE     | 89.5  | 90.5  | 88.6 | 89.1 | 80.9 |      |      |      |      |      |             | 87.73 |
| 15.  | Ms.P.THIRUMAGAL      | EC8353       | T1           | II/III/EEE     | 100.0 | 100.0 | 97.3 | 98.7 | 98.7 | 97.3 | 97.3 | 98.7 | 98.7 | 98.7 | 98.53       |       |
|      |                      | EC6011       | T2           | IV/VII/ECE B   | 94.4  | 95.3  | 94.4 | 95.7 | 93.0 | 92.1 | 90.2 | 95.8 | 93.0 | 92.9 | 93.7        |       |
|      |                      | EC6711       | L1           | IV/VII/ECE B   | 100.0 | 100.0 | 99.5 | 99.5 | 97.2 |      |      |      |      |      |             | 99.3  |
| 16.  | Ms.U.JEYAMALAR       | EC6011       | T1           | IV/VII/ECE A   | 90.5  | 88.5  | 91.3 | 95.5 | 94.0 | 91.0 | 92.5 | 94.0 | 88.2 | 94.0 | 91.95       |       |
| 17.  | Mr.R.THANDAYUTHAPANI | EC6513       | T1           | III/V/ECE      | 89.8  | 91.6  | 89.8 | 92.6 | 91.2 | 90.7 | 93.5 | 91.6 | 89.8 | 94.0 | 91.44       |       |
|      |                      | EC6513       | L1           | III/V/ECE      | 97.7  | 97.7  | 94.4 | 94.4 | 94.4 |      |      |      |      |      |             | 95.72 |
| 18.  | Mr.S.SIVAKUMAR       | EC6703       | T1           | IV/VII/ECE A   | 97    | 96    | 94.5 | 98   | 96   | 96.5 | 98   | 98   | 92   | 97.5 | 96.35       |       |
|      |                      | EC6711       | L1           | IV/VII/ECE A   | 99.5  | 97.0  | 98.0 | 97.5 | 94.0 |      |      |      |      |      |             | 97.20 |
| 20.  | Ms.C.M.KALAISELVI    | EC8351       | T1           | II/III/ECE     | 86.8  | 85.9  | 84.1 | 89.1 | 87.3 | 82.7 | 85.5 | 89.1 | 89.1 | 89.1 | 86.86       |       |
|      |                      | CS8382       | L1           | II/III/CSE     | 79.6  | 80.4  | 75.6 | 74.7 | 74.7 |      |      |      |      |      |             | 76.98 |
|      |                      | EC8361       | L1           | II/III/ECE     | 89.5  | 90.5  | 88.6 | 89.1 | 80.9 |      |      |      |      |      |             | 87.73 |

  
COORDINATOR

  
PRINCIPAL



**DEPARTMENT OF MECHANICAL ENGINEERING**  
**STAFF PERFORMANCE APPRAISAL: 2018-2019 (ODD SEM)**  
**DEPARTMENT WISE CONSOLIDATED REPORT**

| S.NO | STAFF NAME                     | SUBJECT CODE | THEORY / LAB | YEAR/ SEM/DEPT | Q1   | Q2   | Q3   | Q4   | Q5   | Q6   | Q7   | Q8   | Q9   | Q10  | TOTAL (100)  |
|------|--------------------------------|--------------|--------------|----------------|------|------|------|------|------|------|------|------|------|------|--------------|
| 1.   | Dr.T.PUSHPARAJ                 | ME6012       | T1           | IV/VII/MECH B  | 67.9 | 67.6 | 70.7 | 71.4 | 68.3 | 72.3 | 69.3 | 70.7 | 67.7 | 67.9 | <b>69.38</b> |
| 2.   | Mr.G.MATHIVANAN                | ME6505       | T1           | III/V/MECH B   | 92.6 | 88.0 | 88.0 | 88.0 | 86.3 | 89.1 | 88.6 | 90.3 | 88.0 | 84.6 | <b>88.34</b> |
|      |                                | ME6005       | T2           | IV/VII/MECH A  | 51.8 | 50.9 | 50.0 | 51.8 | 51.5 | 54.2 | 54.5 | 50.8 | 48.2 | 51.8 | <b>51.55</b> |
|      |                                | ME6511       | L1           | III/V/MECH B   | 92.6 | 92.6 | 88.0 | 90.9 | 85.7 |      |      |      |      |      |              |
| 3.   | Mr.P.P.SHANTHA RAMAN           | ME6701       | T1           | IV/VII/MECH B  | 94.8 | 92.4 | 89.3 | 94.8 | 93.4 | 89.7 | 92.4 | 93.1 | 92.4 | 94.8 | <b>92.72</b> |
| 4.   | Mr.S.GIRIDHARAN                | ME6503       | T1           | III/V/MECH A   | 80.5 | 80.5 | 77.9 | 84.1 | 77.9 | 76.9 | 77.4 | 75.9 | 73.3 | 77.9 | <b>78.26</b> |
|      |                                | ME6012       | T2           | IV/VII/MECH A  | 64.9 | 63.6 | 63.3 | 63.9 | 61.8 | 62.1 | 61.5 | 61.5 | 57.6 | 60.6 | <b>62.10</b> |
|      |                                | ME6713       | L1           | IV/VII/MECH A  | 69.7 | 66.1 | 65.8 | 67.6 | 67.6 |      |      |      |      |      |              |
| 5.   | Mr.B.ADICHELVAN                | CE8394       | T1           | II/III/MECH B  | 88.8 | 84.1 | 84.1 | 88.8 | 89.4 | 82.4 | 85.9 | 87.6 | 85.3 | 89.4 | <b>86.59</b> |
|      |                                | ME6511       | L1           | III/V/MECH A   | 94.9 | 91.3 | 90.8 | 91.8 | 87.7 |      |      |      |      |      |              |
| 6.   | Mr.N.MAGESH                    | GE6757       | T1           | IV/VII/MECH A  | 96.1 | 96.7 | 97.0 | 97.0 | 96.7 | 96.4 | 96.1 | 96.7 | 96.1 | 96.1 | <b>96.45</b> |
|      |                                | ME6005       | T2           | IV/VII/MECH B  | 96.9 | 95.2 | 93.1 | 93.8 | 92.3 | 93.8 | 94.8 | 95.1 | 96.9 | 93.8 | <b>94.56</b> |
|      |                                | ME6712       | L1           | IV/VII/MECH B  | 95.9 | 94.5 | 93.8 | 91.7 | 92.4 |      |      |      |      |      |              |
| 7.   | Mr.M. MELWIN JEGADEESH SRIDHAR | ME6701       | T1           | IV/VII/MECH A  | 54.8 | 55.2 | 53.6 | 55.8 | 51.8 | 56.7 | 55.5 | 57.3 | 53.0 | 52.7 | <b>54.64</b> |
|      |                                | ME6711       | L1           | IV/VII/MECH A  | 57.3 | 59.4 | 59.4 | 58.5 | 58.5 |      |      |      |      |      |              |

| S.NO | STAFF NAME         | SUBJECT CODE | THEORY / LAB | YEAR/ SEM/DEPT | Q1   | Q2   | Q3   | Q4   | Q5   | Q6   | Q7   | Q8   | Q9   | Q10  | TOTAL (100) |       |
|------|--------------------|--------------|--------------|----------------|------|------|------|------|------|------|------|------|------|------|-------------|-------|
| 8.   | Mr.R.ARUN          | ME8391       | T1           | II/III/MECH A  | 95.5 | 94.5 | 94.5 | 96.5 | 92   | 90.5 | 95.5 | 92.5 | 91.5 | 88   | 93.1        |       |
|      |                    | ME6504       | T2           | III/V/MECH A   | 97.9 | 94.9 | 95.9 | 93.3 | 93.3 | 94.4 | 93.3 | 92.3 | 92.8 | 91.3 | 93.95       |       |
|      |                    | ME8361       | L1           | II/III/MECH B  | 88.2 | 91.2 | 86.5 | 88.8 | 85.3 |      |      |      |      |      |             | 88.00 |
| 9.   | Mr.S.KARIKALAN     | ME8351       | T1           | II/III/MECH B  | 64.7 | 61.8 | 65.9 | 68.2 | 66.5 | 63.5 | 67.1 | 65.3 | 65.3 | 65.3 | 65.3        | 65.35 |
|      |                    | ME8381       | L1           | II/III/MECH B  | 76.5 | 75.3 | 71.8 | 72.4 | 71.2 |      |      |      |      |      |             | 73.41 |
| 10.  | Mr.H.AGILAN        | GE6757       | T1           | IV/VII/MECH B  | 70.3 | 69.7 | 65.9 | 72.8 | 67.6 | 69.7 | 72.8 | 76.2 | 75.9 | 74.1 | 71.48       |       |
| 11.  | Mr.V.VINOTHKANNAN  | ME6502       | T1           | III/V/MECH B   | 93.7 | 89.7 | 84.6 | 91.4 | 91.4 | 90.9 | 93.7 | 90.9 | 90.3 | 92.6 | 90.91       |       |
|      |                    | ME6513       | L1           | III/V/MECH B   | 96.6 | 92.6 | 93.1 | 89.7 | 93.7 |      |      |      |      |      |             | 93.14 |
| 12.  | Mr.N.ANANTHARAMAN  | ME6505       | T1           | III/V/MECH A   | 92.3 | 93.3 | 91.3 | 93.8 | 92.8 | 91.3 | 92.3 | 93.3 | 95.4 | 93.8 | 92.97       |       |
|      |                    | ME6513       | L1           | III/V/MECH A   | 96.4 | 95.4 | 93.3 | 95.9 | 94.9 |      |      |      |      |      |             | 95.18 |
| 13.  | Mr.R.SURIYAMURTHY  | ME6502       | T1           | III/V/MECH A   | 77.9 | 76.4 | 77.9 | 76.9 | 77.4 | 77.9 | 76.4 | 76.4 | 73.8 | 76.4 | 76.77       |       |
|      |                    | ME6703       | T2           | IV/VII/MECH A  | 81.2 | 79.7 | 77.6 | 80.6 | 76.7 | 78.2 | 79.1 | 79.1 | 77.3 | 78.2 | 78.76       |       |
|      |                    | ME6512       | L1           | III/V/MECH A   | 85.6 | 87.7 | 85.6 | 85.6 | 84.6 |      |      |      |      |      |             | 85.85 |
|      |                    | ME8381       | L1           | II/III/MECH A  | 92.5 | 93   | 88   | 86.5 | 83   |      |      |      |      |      |             | 88.6  |
| 14.  | Mr.J.PRABHAKARAN   | ME8351       | T1           | II/III/MECH A  | 86   | 88.5 | 82.5 | 88   | 81   | 85.5 | 86.5 | 87.5 | 81.5 | 84   | 85.1        |       |
|      |                    | ME8361       | L1           | II/III/MECH A  | 90.5 | 91.5 | 92.5 | 89   | 87   |      |      |      |      |      |             | 90.1  |
| 15.  | Mr V.VIJAYAKUMAR   | ME6504       | T1           | III/V/MECH B   | 90.3 | 92.0 | 92.0 | 92.0 | 91.4 | 90.9 | 92.6 | 91.4 | 89.7 | 89.7 | 91.20       |       |
|      |                    | ME6703       | T2           | IV/VII/MECH B  | 94.5 | 94.8 | 93.4 | 92.8 | 93.4 | 91.4 | 94.1 | 94.5 | 92.1 | 92.1 | 93.31       |       |
|      |                    | ME6713       | L1           | IV/VII/MECH B  | 93.8 | 93.1 | 90.3 | 90.3 | 92.4 |      |      |      |      |      |             | 92.00 |
| 16.  | Mr.J.RAJAPARTHIBAN | ME6503       | T1           | III/V/MECH B   | 89.7 | 87.4 | 85.7 | 89.1 | 87.4 | 82.9 | 85.1 | 85.7 | 88.6 | 84.6 | 86.63       |       |
|      |                    | ME6712       | L1           | IV/VII/MECH A  | 78.8 | 78.5 | 79.7 | 78.5 | 72.4 |      |      |      |      |      |             | 77.58 |

| S.NO | STAFF NAME                     | SUBJECT CODE | THEORY / LAB | YEAR/ SEM/DEPT | Q1   | Q2   | Q3   | Q4   | Q5   | Q6   | Q7   | Q8   | Q9   | Q10  | TOTAL (100) |       |
|------|--------------------------------|--------------|--------------|----------------|------|------|------|------|------|------|------|------|------|------|-------------|-------|
| 17.  | Mr.S.RAJESHKUMAR               | CE8394       | T1           | II/III/MECH A  | 89.5 | 87   | 88   | 90   | 85   | 88   | 91   | 91.5 | 89   | 90.5 | 88.95       |       |
|      |                                | ME8391       | T2           | II/III/MECH B  | 85.3 | 87.6 | 77.1 | 86.5 | 78.8 | 81.2 | 85.3 | 88.8 | 90.0 | 85.3 | 84.59       |       |
|      |                                | ME6512       | L1           | III/V/MECH B   | 91.4 | 90.9 | 88.0 | 86.9 | 87.4 |      |      |      |      |      |             | 88.91 |
| 18.  | Mr.MASWIN                      | ME6711       | L1           | IV/VII/MECH B  | 92.1 | 90.3 | 89.3 | 88.6 | 90.0 |      |      |      |      |      |             | 90.07 |
| 19.  | Mr.J.PRINCE JEROME CHRISTOPHER | ME6501       | T1           | III/V/MECH A   | 98.5 | 96.4 | 93.8 | 92.3 | 94.9 | 93.8 | 93.8 | 95.4 | 97.4 | 95.4 | 95.18       |       |
|      |                                | ME6501       | T1           | III/V/MECH B   | 90.9 | 89.1 | 85.7 | 93.7 | 89.7 | 93.1 | 86.3 | 89.7 | 88.0 | 86.9 | 89.31       |       |

  
COORDINATOR

  
PRINCIPAL





**DEPARTMENT OF SCIENCE AND HUMANITIES  
STAFF PERFORMANCE APPRAISAL: 2018-2019 (ODD SEM)  
DEPARTMENT WISE CONSOLIDATED REPORT**

| S.NO | STAFF NAME                | SUBJECT CODE | THEORY / LAB | YEAR/ SEM/DEPT | Q1   | Q2   | Q3   | Q4   | Q5   | Q6   | Q7   | Q8   | Q9   | Q10  | TOTAL (100)  |
|------|---------------------------|--------------|--------------|----------------|------|------|------|------|------|------|------|------|------|------|--------------|
| 1.   | Mr.G.JEYAKRISHNAN         | MA8353       | T1           | II/III/MECH B  | 98.2 | 95.9 | 95.9 | 97.1 | 97.6 | 93.5 | 95.9 | 96.5 | 96.5 | 97.6 | <b>96.47</b> |
| 2.   | Ms.T.GNANAJEYA            | MA6566       | T1           | III/V/CSE      | 83.7 | 79.5 | 77.4 | 83.2 | 78.9 | 72.6 | 84.7 | 82.6 | 80.0 | 82.1 | <b>80.47</b> |
| 3.   | Ms.N.LATHA                | CS6702       | T1           | IV/VII/CSE     | 71.1 | 67.0 | 70.0 | 81.5 | 73.7 | 67.8 | 75.2 | 71.1 | 68.1 | 74.8 | <b>72</b>    |
|      |                           | MA8353       | T2           | II/III/EEE     | 96   | 96   | 97.3 | 100  | 96   | 93.3 | 97.3 | 100  | 100  | 96   | <b>97.2</b>  |
| 4.   | Mr.G.SHANKARAKALIDOSS     | CS6704       | T1           | IV/VII/CSE     | 93.0 | 94.4 | 91.5 | 93.3 | 91.9 | 89.3 | 89.6 | 90.4 | 90.4 | 93.0 | <b>91.7</b>  |
| 5.   | Ms.J.ANGELIN THAMARASELVI | MA8351       | T1           | II/III/CSE     | 68.9 | 72.0 | 75.6 | 79.6 | 70.7 | 71.1 | 72.9 | 76.0 | 69.8 | 72.9 | <b>72.93</b> |
| 6.   | Mrs.G.RAMYA AROKIAMARY    | MA8352       | T1           | II/III/ECE     | 90.5 | 88.6 | 87.3 | 93.2 | 86.8 | 89.1 | 90.5 | 89.5 | 89.1 | 92.3 | <b>89.68</b> |
|      |                           | MA8353       | T1           | II/III/MECH A  | 72   | 69   | 64.5 | 67.5 | 67.5 | 69.5 | 69   | 77   | 71   | 68.5 | <b>69.55</b> |
| 7.   | Mr.R.SURESH               | MA8353       | T1           | II/III/CIVIL   | 85.8 | 83.7 | 85.8 | 85.8 | 84.2 | 82.6 | 88.9 | 86.3 | 85.8 | 83.2 | <b>85.21</b> |
| 8.   | Mr.B.BARANKUMAR           | GE6075       | T1           | III/V/MECH B   | 92.6 | 96.6 | 92.0 | 92.0 | 92.0 | 90.3 | 92.6 | 90.9 | 90.3 | 88.0 | <b>91.71</b> |
| 9.   | Mr.K.ALBERT LAWRENCE      | HS8381       | L1           | II/III/ECE     | 92.3 | 90.5 | 93.2 | 94.1 | 90.9 |      |      |      |      |      | <b>92.18</b> |

| S.NO | STAFF NAME       | SUBJECT CODE | THEORY / LAB | YEAR/ SEM/DEPT | Q1   | Q2   | Q3   | Q4   | Q5   | Q6   | Q7   | Q8   | Q9   | Q10  | TOTAL (100) |
|------|------------------|--------------|--------------|----------------|------|------|------|------|------|------|------|------|------|------|-------------|
| 10.  | Mr.P.RAJESHWARAN | HS8381       | L1           | II/III/CIVIL   | 82.1 | 80.5 | 77.9 | 78.4 | 81.1 |      |      |      |      |      | 80.00       |
|      |                  | GE6674       | L2           | III/V/EEE      | 96.9 | 98.5 | 98.5 | 95.4 | 92.3 |      |      |      |      |      | 96.31       |
| 11.  | Dr.V.KUMARAN     | GE6674       | L1           | III/V/CIVIL    | 73.5 | 73.9 | 75.1 | 75.5 | 75.1 |      |      |      |      |      | 75.0        |
|      |                  | HS8381       | L2           | II/III/CSE     | 79.6 | 79.6 | 80.0 | 78.2 | 76.0 |      |      |      |      |      | 78.67       |
|      |                  | HS8381       | L3           | II/III/MECH A  | 94   | 95   | 95.5 | 91.5 | 94.5 |      |      |      |      |      | 94.1        |
|      |                  | HS8381       | L4           | II/III/MECH A  | 80.6 | 83.5 | 82.4 | 79.4 | 78.2 |      |      |      |      |      | 80.82       |
| 12.  | Dr.V.SURESHKUMAR | GE6351       | T1           | III/V/ECE      | 99.1 | 99.5 | 98.1 | 99.1 | 99.1 | 99.5 | 99.1 | 99.5 | 98.6 | 98.1 | 98.98       |
| 13.  | Mr.B.SURESH BABU | MG6851       | T1           | IV/VII/EEE     | 88   | 90   | 87.5 | 90   | 89.5 | 91.5 | 89.5 | 87   | 84.5 | 84.5 | 88.2        |
| 14.  | Mr.K.SUDHAKAR    | GE6075       | T1           | III/V/MECH A   | 94.9 | 96.9 | 96.4 | 95.4 | 96.4 | 96.4 | 99.0 | 98.5 | 96.4 | 96.4 | 96.67       |

  
COORDINATOR

  
PRINCIPAL



**DEPARTMENT OF CIVIL ENGINEERING**  
**STAFF PERFORMANCE APPRAISAL: 2017-2018 (EVEN SEM)**  
**DEPARTMENT WISE CONSOLIDATED REPORT**

| S.NO | STAFF NAME        | SUBJECT CODE | THEORY / LAB | YEAR/ SEM/DEPT  | Q1   | Q2   | Q3   | Q4   | Q5   | Q6   | Q7   | Q8   | Q9   | Q10  | TOTAL (100)  |
|------|-------------------|--------------|--------------|-----------------|------|------|------|------|------|------|------|------|------|------|--------------|
| 1.   | Dr.R.SARAVANAN    | CE6021       | T1           | IV/VIII/CIVIL B | 82.9 | 80.0 | 85.1 | 84.0 | 82.3 | 84.6 | 82.9 | 79.4 | 73.7 | 78.9 | <b>81.37</b> |
| 2.   | Ms.R.REVATHI      | CE6401       | T1           | II/IV/CIVIL     | 79.2 | 78.8 | 80   | 82.5 | 80.4 | 82.9 | 80.4 | 83.3 | 79.6 | 82.1 | <b>80.92</b> |
|      |                   | CE6602       | T2           | III/VI/CIVIL A  | 79.5 | 77.3 | 78.6 | 82.3 | 77.7 | 76.4 | 76.8 | 79.5 | 80.0 | 75.0 | <b>78.32</b> |
|      |                   | CE6612       | L1           | III/VI/CIVIL B  | 93.2 | 92.1 | 88.2 | 89.6 | 85.7 |      |      |      |      |      |              |
| 3.   | Ms.T.BHUVANESWARI | CE6602       | T1           | III/VI/CIVIL B  | 88.2 | 86.4 | 83.2 | 89.3 | 84.3 | 85.0 | 83.2 | 87.5 | 87.1 | 85.0 | <b>85.93</b> |
|      |                   | CE6016       | T2           | IV/VIII/CIVIL B | 81.7 | 75.4 | 76.0 | 83.4 | 76.0 | 76.0 | 80.6 | 82.3 | 74.3 | 72.6 | <b>77.83</b> |
|      |                   | CE6811       | L1           | IV/VIII/CIVIL B | 82.9 | 82.3 | 80.6 | 76.6 | 73.1 |      |      |      |      |      |              |
| 4.   | Ms.S.VANATHI      | CE6601       | T1           | III/VI/CIVIL A  | 88.2 | 84.5 | 82.7 | 86.8 | 84.1 | 84.5 | 85.5 | 88.2 | 89.5 | 86.8 | <b>86.09</b> |
|      |                   | CE6411       | L1           | II/IV/CIVIL     | 90.4 | 86.7 | 84.2 | 82.9 | 80.8 |      |      |      |      |      |              |
| 5.   | Mr.R.SUNDHARAM    | CE6603       | T1           | III/VI/CIVIL B  | 95.0 | 90.7 | 91.1 | 92.9 | 89.6 | 90.7 | 91.1 | 92.5 | 90.4 | 90.4 | <b>91.43</b> |
|      |                   | CE6021       | T2           | IV/VIII/CIVIL A | 87.1 | 85.3 | 84.0 | 87.6 | 83.1 | 84.0 | 80.4 | 83.6 | 81.8 | 81.3 | <b>83.82</b> |
|      |                   | CE6413       | L1           | II/IV/CIVIL     | 84.6 | 81.7 | 82.1 | 78.8 | 77.9 |      |      |      |      |      |              |
| 6.   | Mr.R.JEEVANESAN   | CE6604       | T1           | III/VI/CIVIL B  | 47.5 | 47.9 | 49.3 | 53.9 | 50.4 | 46.8 | 52.1 | 52.5 | 49.6 | 48.6 | <b>49.86</b> |
|      |                   | CE6412       | L1           | II/IV/CIVIL     | 78.8 | 77.1 | 75   | 80.4 | 71.3 |      |      |      |      |      |              |
| 7.   | Mr.KARUN          | CE6402       | T1           | II/IV/CIVIL     | 94.6 | 90.4 | 89.6 | 91.3 | 92.5 | 89.6 | 92.9 | 90   | 90.8 | 92.5 | <b>91.42</b> |
|      |                   | CE6016       | T2           | IV/VIII/CIVIL A | 92.9 | 92.9 | 93.3 | 92.0 | 93.3 | 91.6 | 90.7 | 90.7 | 88.4 | 91.6 | <b>91.73</b> |
|      |                   | CE6811       | L1           | IV/VIII/CIVIL A | 89.3 | 87.6 | 87.1 | 86.2 | 78.7 |      |      |      |      |      |              |



| S.NO | STAFF NAME               | SUBJECT CODE | THEORY/ LAB | YEAR/ SEM/DEPT  | Q1   | Q2   | Q3   | Q4   | Q5   | Q6   | Q7   | Q8   | Q9   | Q10  | TOTAL (100) |       |
|------|--------------------------|--------------|-------------|-----------------|------|------|------|------|------|------|------|------|------|------|-------------|-------|
| 8.   | Mr.G.VENKATESAN          | CE6403       | T1          | II/IV/CIVIL     | 80.8 | 82.1 | 78.3 | 80   | 72.5 | 76.3 | 78.8 | 79.2 | 81.3 | 81.3 | 79.04       |       |
|      |                          | CE6601       | T2          | III/VI/CIVIL B  | 61.1 | 53.2 | 58.6 | 67.5 | 54.3 | 57.9 | 61.4 | 66.4 | 63.2 | 58.9 | 60.25       |       |
|      |                          | CE6612       | L1          | III/VI/CIVIL A  | 89.5 | 88.2 | 88.6 | 87.3 | 81.8 |      |      |      |      |      |             | 87.09 |
| 9.   | Ms.D.SHARMILA            | CE6605       | T1          | III/VI/CIVIL B  | 80.7 | 77.1 | 76.8 | 78.2 | 72.1 | 70.0 | 76.8 | 78.6 | 74.6 | 76.8 | 76.18       |       |
|      |                          | CE6611       | L1          | III/VI/CIVIL B  | 85.4 | 82.1 | 81.1 | 81.1 | 80.4 |      |      |      |      |      |             | 82.00 |
|      |                          | CE6611       | L2          | III/VI/CIVIL A  | 85.5 | 84.1 | 80.5 | 80.0 | 75.0 |      |      |      |      |      |             | 81    |
| 10.  | Mr.M.MOHAMED ILIYAS      | CE6413       | L1          | II/IV/CIVIL     | 84.6 | 81.7 | 82.1 | 78.8 | 77.9 |      |      |      |      |      |             | 81    |
| 11.  | Mr.K.RANJITH             | CE6404       | T1          | II/IV/CIVIL     | 71.3 | 63.8 | 61.3 | 65   | 62.5 | 66.3 | 63.3 | 65.8 | 62.5 | 65.4 | 64.71       |       |
|      |                          | CE6603       | T2          | III/VI/CIVIL A  | 59.1 | 52.7 | 54.5 | 65.0 | 50.9 | 55.9 | 64.1 | 64.1 | 48.6 | 50.0 | 56.50       |       |
|      |                          | CE6411       | L1          | II/IV/CIVIL     | 90.4 | 86.7 | 84.2 | 82.9 | 80.8 |      |      |      |      |      |             | 85    |
| 12.  | Mr.S.R.ELWIN GURU CHANTH | CE6405       | T1          | II/IV/CIVIL     | 89.2 | 86.7 | 87.9 | 87.9 | 89.2 | 86.3 | 87.5 | 86.3 | 85.4 | 87.9 | 87.42       |       |
|      |                          | CE6604       | T2          | III/VI/CIVIL A  | 79.1 | 79.1 | 80.5 | 83.2 | 81.4 | 81.8 | 80.5 | 80.9 | 80.9 | 77.7 | 80.50       |       |
|      |                          | CE6611       | L1          | III/VI/CIVIL A  | 85.5 | 84.1 | 80.5 | 80.0 | 75.0 |      |      |      |      |      |             | 81    |
| 13.  | Mr.M.MANIMUKILAN         | CE6605       | T1          | III/VI/CIVIL A  | 85.9 | 84.5 | 80.9 | 84.1 | 84.1 | 84.5 | 85.0 | 84.5 | 83.2 | 85.9 | 84.27       |       |
|      |                          | CE6002       | T2          | III/VI/CIVIL B  | 89.6 | 90.0 | 87.5 | 88.6 | 87.1 | 89.3 | 90.7 | 89.3 | 86.4 | 90.0 | 88.86       |       |
|      |                          | CE6611       | L1          | III/VI/CIVIL B  | 85.4 | 82.1 | 81.1 | 81.1 | 80.4 |      |      |      |      |      |             | 82.00 |
| 14.  | Mr.R.KARTHIK             | CE6002       | T1          | III/VI/CIVIL A  | 90.9 | 90.5 | 91.4 | 94.1 | 92.7 | 92.3 | 90.0 | 91.8 | 91.4 | 92.7 | 91.77       |       |
|      |                          | CE6612       | L1          | III/VI/CIVIL A  | 89.5 | 88.2 | 88.6 | 87.3 | 81.8 |      |      |      |      |      |             | 87.09 |
|      |                          | CE6811       | L2          | IV/VIII/CIVIL A | 89.3 | 87.6 | 87.1 | 86.2 | 78.7 |      |      |      |      |      |             | 85.78 |

  
COORDINATOR

  
PRINCIPAL





**DEPARTMENT OF COMPUTER SCIENCE AND ENGINEERING**  
**STAFF PERFORMANCE APPRAISAL: 2017-2018 (EVEN SEM)**  
**DEPARTMENT WISE CONSOLIDATED REPORT**

| S.NO | STAFF NAME       | SUBJECT CODE | THEORY/ LAB | YEAR/ SEM/DEPT | Q1   | Q2   | Q3   | Q4   | Q5   | Q6   | Q7   | Q8   | Q9   | Q10  | TOTAL (100) |       |
|------|------------------|--------------|-------------|----------------|------|------|------|------|------|------|------|------|------|------|-------------|-------|
| 1.   | Ms.S.M.UMA       | CS6801       | T1          | IV/VIII/CSE    | 82.5 | 79.4 | 80.0 | 82.5 | 78.8 | 76.3 | 83.8 | 85.0 | 78.8 | 80.0 | 80.69       |       |
| 2.   | Ms.K.ABHIRAMI    | CS6659       | T1          | III/VI/CSE     | 94.7 | 95.1 | 94.7 | 94.3 | 93.9 | 95.1 | 93.5 | 94.3 | 93.5 | 92.2 | 94.12       |       |
|      |                  | CS6811       | L1          | IV/VIII/CSE    | 88.1 | 86.3 | 90.6 | 89.4 | 85.6 |      |      |      |      |      |             | 88    |
| 3.   | Ms.S.PUVANESWARI | CS6660       | T1          | III/VI/CSE     | 92.2 | 93.1 | 91.0 | 94.7 | 90.2 | 88.2 | 92.2 | 93.1 | 90.2 | 92.2 | 91.71       |       |
|      |                  | CS6411       | L1          | II/IV/CSE      | 88.3 | 89.3 | 84.4 | 82.4 | 77.1 |      |      |      |      |      |             | 84.29 |
|      |                  | CS6612       | L2          | III/VI/CSE     | 93.9 | 93.9 | 93.9 | 92.7 | 86.5 |      |      |      |      |      |             | 92.16 |
| 4.   | Ms.B.SANGEETHA   | GE6075       | T1          | IV/VIII/CSE    | 77.5 | 75.0 | 76.9 | 78.8 | 78.1 | 75.6 | 75.6 | 80.0 | 77.5 | 78.8 | 77.38       |       |
|      |                  | CS6303       | T2          | III/VI/ECE B   | 95.1 | 94.2 | 96.0 | 96.9 | 96.4 | 95.6 | 94.7 | 97.3 | 96.9 | 95.6 | 95.87       |       |
|      |                  | EC6611       | L1          | III/VI/ECE B   | 95.6 | 93.8 | 94.7 | 95.6 | 94.2 |      |      |      |      |      |             | 94.76 |
| 5.   | Mr.K.RAJESH      | CS6303       | T1          | III/VI/ECE A   | 96.9 | 96.9 | 94.7 | 94.7 | 95.1 | 93.8 | 95.6 | 95.6 | 92.0 | 96.0 | 95.11       |       |
| 6.   | Ms.S.HEMALATHA   | CS6403       | T1          | II/IV/CSE      | 91.2 | 92.2 | 87.8 | 89.3 | 87.8 | 88.3 | 90.7 | 88.3 | 87.3 | 87.8 | 89.07       |       |
|      |                  | CS6612       | L1          | III/VI/CSE     | 93.9 | 93.9 | 93.9 | 92.7 | 86.5 |      |      |      |      |      |             | 92.16 |
| 7.   | Mr.R.RANITHA     | IT6011       | T1          | IV/VIII/CSE    | 95.0 | 95.6 | 96.3 | 95.6 | 95.6 | 93.8 | 94.4 | 95.0 | 95.0 | 96.3 | 95.25       |       |
|      |                  | CS6412       | L1          | II/IV/CSE      | 76.1 | 78.0 | 75.1 | 73.2 | 74.1 |      |      |      |      |      |             | 75.32 |
| 8.   | Mr.J.JEGAN       | IT6601       | T1          | III/VI/CSE     | 91.4 | 91.0 | 91.4 | 91.4 | 92.7 | 91.8 | 91.4 | 92.7 | 89.8 | 91.8 | 91.55       |       |
|      |                  | CS6413       | L1          | II/IV/CSE      | 84.9 | 83.9 | 83.4 | 82.0 | 78.5 |      |      |      |      |      |             | 82.54 |
|      |                  | CS6611       | L2          | III/VI/CSE     | 97.1 | 94.7 | 95.1 | 96.3 | 89.4 |      |      |      |      |      |             | 94.53 |

| S.NO | STAFF NAME            | SUBJECT CODE | THEORY/ LAB | YEAR/ SEM/DEPT | Q1   | Q2   | Q3   | Q4   | Q5   | Q6   | Q7   | Q8   | Q9   | Q10  | TOTAL (100) |       |
|------|-----------------------|--------------|-------------|----------------|------|------|------|------|------|------|------|------|------|------|-------------|-------|
| 9.   | Mr.S.RAJARAJAN        | CS6401       | T1          | II/IV/CSE      | 79.0 | 75.6 | 77.1 | 80.0 | 76.1 | 78.5 | 74.6 | 79.0 | 77.6 | 78.5 | 77.61       |       |
|      |                       | CS6413       | L1          | II/IV/CSE      | 84.9 | 83.9 | 83.4 | 82.0 | 78.5 |      |      |      |      |      |             | 82.54 |
| 10.  | Mr.D.SIVAKUMAR        | CS6551       | T1          | II/IV/CSE      | 77.6 | 72.2 | 76.6 | 80.0 | 76.6 | 74.1 | 78.0 | 78.0 | 73.7 | 72.2 | 75.90       |       |
|      |                       | GE6757       | T2          | III/VI/CSE     | 96.5 | 94.7 | 92.9 | 94.1 | 93.5 | 94.1 | 94.7 | 93.5 | 94.1 | 94.7 | 94.29       |       |
| 11.  | Ms.P.NALAYINI         | EC6504       | T1          | II/IV/CSE      | 77.1 | 75.1 | 76.1 | 78.5 | 73.7 | 74.1 | 78.5 | 76.1 | 76.1 | 78.0 | 76.34       |       |
|      |                       | IT6004       | T2          | III/VI/CSE     | 89.2 | 85.9 | 85.9 | 83.2 | 87.8 | 87.2 | 86.5 | 83.9 | 82.2 | 83.2 | 85.51       |       |
|      |                       | CS6412       | L1          | II/IV/CSE      | 76.1 | 78.0 | 75.1 | 73.2 | 74.1 |      |      |      |      |      |             | 75.32 |
| 12.  | Ms.R.SUGANTHA LAKSHMI | CS6601       | T1          | III/VI/CSE     | 91.8 | 91.0 | 91.0 | 94.7 | 92.7 | 89.8 | 92.7 | 93.1 | 92.7 | 92.2 | 92.16       |       |
|      |                       | CS6411       | L1          | II/IV/CSE      | 88.3 | 89.3 | 84.4 | 82.4 | 77.1 |      |      |      |      |      |             | 84.29 |
| 13.  | Mr.R.SRIRAMKUMAR      | CS6402       | T1          | II/IV/CSE      | 94.1 | 90.2 | 90.2 | 89.8 | 87.8 | 90.7 | 88.8 | 88.8 | 93.2 | 91.7 | 90.54       |       |
|      |                       | CS6611       | L1          | III/VI/CSE     | 97.1 | 94.7 | 95.1 | 96.3 | 89.4 |      |      |      |      |      |             | 94.53 |
| 14.  | Ms.G.CHANDRAPRABHA    | EC6611       | L1          | III/VI/ECE A   | 91.6 | 92.4 | 89.3 | 86.7 | 86.2 |      |      |      |      |      |             | 89.24 |
| 15.  | Mr.M.ARUN             | CS6456       | T1          | II/IV/EEE      | 96.7 | 88.3 | 85.0 | 91.7 | 88.3 | 86.7 | 95.0 | 95.0 | 93.3 | 88.3 | 90.83       |       |
|      |                       | CS6461       | L1          | II/IV/EEE      | 91.7 | 91.7 | 90.0 | 95.0 | 91.7 |      |      |      |      |      |             | 92    |



COORDINATOR



PRINCIPAL





**DEPARTMENT OF ELECTRONICS AND COMMUNICATION ENGINEERING**  
**STAFF PERFORMANCE APPRAISAL: 2017-2018 (EVEN SEM)**  
**DEPARTMENT WISE CONSOLIDATED REPORT**

| S.NO | STAFF NAME           | SUBJECT CODE | THEORY / LAB | YEAR/ SEM/DEPT | Q1    | Q2    | Q3    | Q4    | Q5    | Q6    | Q7    | Q8    | Q9   | Q10   | TOTAL (100) |
|------|----------------------|--------------|--------------|----------------|-------|-------|-------|-------|-------|-------|-------|-------|------|-------|-------------|
| 1.   | Ms.T.SHANTHI         | EC6018       | T1           | IV/VIII/ECE    | 94.2  | 95.3  | 88.9  | 93.2  | 96.3  | 96.8  | 97.9  | 88.4  | 88.9 | 95.3  | 93.53       |
| 2.   | Ms.P.GEETHABAI       | EC6403       | T1           | II/IV/ECE A    | 100.0 | 99.2  | 99.2  | 99.2  | 99.2  | 100.0 | 100.0 | 96.7  | 97.5 | 100.0 | 99.08       |
|      |                      | EC6412       | L1           | II/IV/ECE A    | 97.5  | 97.5  | 95.8  | 95.0  | 98.3  |       |       |       |      |       | 96.83       |
| 3.   | Ms.N.MANGAIYARKARASI | EC6602       | T1           | III/VI/ECE A   | 95.6  | 92.0  | 89.8  | 95.6  | 89.3  | 92.9  | 94.7  | 94.2  | 93.8 | 94.2  | 93.20       |
|      |                      | EC6611       | L1           | III/VI/ECE B   | 95.6  | 93.8  | 94.7  | 95.6  | 94.2  |       |       |       |      |       | 94.76       |
| 4.   | Mr.A.HERALD          | EC6402       | T1           | II/IV/ECE B    | 97.9  | 96.8  | 96.8  | 97.9  | 95.8  | 96.8  | 95.8  | 100.0 | 97.9 | 98.9  | 97.47       |
|      |                      | CS6551       | T2           | III/VI/ECE B   | 89.3  | 86.2  | 87.1  | 89.3  | 84.0  | 85.8  | 88.0  | 85.8  | 85.8 | 84.4  | 86.58       |
|      |                      | EC6411       | L1           | II/IV/ECE B    | 98.9  | 98.9  | 97.9  | 98.9  | 91.6  |       |       |       |      |       | 97.26       |
| 5.   | Mr.K.SUDARSANAN      | EC6402       | T1           | II/IV/ECE A    | 100.0 | 100.0 | 98.3  | 99.2  | 99.2  | 98.3  | 100.0 | 99.2  | 98.3 | 96.7  | 98.92       |
|      |                      | EC6801       | T2           | IV/VIII/ECE    | 84.2  | 80.0  | 86.3  | 92.6  | 87.9  | 84.7  | 86.3  | 90.0  | 81.6 | 88.9  | 86.26       |
| 6.   | Mr.S.RAMARAJAN       | EC6802       | T1           | IV/VIII/ECE    | 91.6  | 91.1  | 91.1  | 92.1  | 86.3  | 90.0  | 89.5  | 94.2  | 88.9 | 89.5  | 90.42       |
|      |                      | EC6811       | L1           | IV/VIII/ECE    | 92.1  | 88.9  | 85.8  | 89.5  | 88.4  |       |       |       |      |       | 88.95       |
|      |                      | EC6412       | L2           | II/IV/ECE B    | 98.9  | 100.0 | 100.0 | 98.9  | 100.0 |       |       |       |      |       | 99.58       |
| 7.   | Mr.R.SATHYARAJ       | EC6001       | T1           | III/VI/ECE B   | 93.8  | 94.2  | 93.3  | 94.2  | 92.4  | 92.0  | 93.3  | 94.2  | 92.4 | 92.0  | 93.20       |
|      |                      | EC6412       | L1           | II/IV/ECE A    | 96.83 | 96.83 | 96.83 | 96.83 | 96.83 |       |       |       |      |       | 96.83       |
|      |                      | EC6612       | L2           | III/VI/ECE B   | 98.7  | 99.1  | 99.1  | 99.1  | 94.2  |       |       |       |      |       | 98.04       |

| S.NO | STAFF NAME            | SUBJECT CODE | THEORY/LAB | YEAR/SEM/DEPT | Q1    | Q2    | Q3    | Q4    | Q5    | Q6    | Q7    | Q8    | Q9    | Q10   | TOTAL (100) |
|------|-----------------------|--------------|------------|---------------|-------|-------|-------|-------|-------|-------|-------|-------|-------|-------|-------------|
| 8.   | Mr.T.PASUPATHI        | EC6601       | T1         | III/VI/ECE B  | 100.0 | 100.0 | 100.0 | 100.0 | 100.0 | 100.0 | 100.0 | 100.0 | 100.0 | 99.6  | 99.96       |
|      |                       | EC6612       | L1         | III/VI/ECE B  | 98.7  | 99.1  | 99.1  | 99.1  | 94.2  |       |       |       |       |       | 98.04       |
| 9.   | Mr.T.JEYASEELAN       | EE6403       | T1         | II/IV/EEE     | 98.3  | 96.7  | 96.7  | 98.3  | 95.0  | 98.3  | 96.7  | 98.3  | 98.3  | 98.3  | 97.5        |
|      |                       | EC6601       | T2         | III/VI/ECE A  | 100.0 | 97.3  | 97.3  | 97.3  | 98.2  | 98.7  | 96.0  | 96.0  | 97.8  | 98.2  | 97.69       |
|      |                       | EC6612       | L1         | III/VI/ECE A  | 97.3  | 93.3  | 91.1  | 90.7  | 90.7  |       |       |       |       |       | 92.62       |
| 10.  | Mr.P.RAJAPIRIAN       | MG6851       | T1         | III/VI/ECE B  | 90.7  | 90.7  | 91.6  | 95.6  | 94.2  | 94.7  | 92.9  | 96.0  | 88.4  | 90.7  | 92.53       |
| 11.  | Mr.W.NEWTON DAVID RAJ | EC6404       | T1         | II/IV/ECE A   | 96.7  | 99.2  | 98.3  | 98.3  | 92.5  | 98.3  | 99.2  | 100.0 | 100.0 | 99.2  | 98.17       |
| 12.  | Mr.R.BALAKRISHNAN     | IT6502       | T1         | III/VI/CSE    | 93.1  | 90.6  | 90.6  | 91.8  | 91.4  | 90.6  | 89.8  | 91.0  | 91.8  | 90.6  | 91.14       |
|      |                       | EC6411       | T2         | II/IV/ECE B   | 98.9  | 98.9  | 97.9  | 98.9  | 91.6  |       |       |       |       |       | 97.26       |
|      |                       | EC6602       | T3         | III/VI/ECE B  | 96.0  | 94.7  | 93.8  | 95.1  | 95.6  | 95.6  | 93.8  | 93.3  | 93.3  | 95.6  | 94.67       |
| 13.  | Ms.R.PONNI            | EC6001       | T1         | III/VI/ECE A  | 92.9  | 88.4  | 86.2  | 88.4  | 85.8  | 90.2  | 90.7  | 89.3  | 91.1  | 91.1  | 89.42       |
|      |                       | EC6612       | L1         | III/VI/ECE A  | 97.3  | 93.3  | 91.1  | 90.7  | 90.7  |       |       |       |       |       | 92.62       |
| 14.  | Ms.D.VENNILA          | EC6401       | T1         | II/IV/ECE A   | 96.7  | 98.3  | 99.2  | 98.3  | 97.5  | 98.3  | 99.2  | 98.3  | 100   | 98.3  | 98.42       |
|      |                       | CS6551       | T2         | III/VI/ECE A  | 95.6  | 93.3  | 91.6  | 95.1  | 91.6  | 90.2  | 90.7  | 93.3  | 90.7  | 93.8  | 92.58       |
|      |                       | EC6411       | L1         | II/IV/ECE A   | 96.7  | 99.2  | 96.7  | 96.7  | 94.2  |       |       |       |       |       | 96.67       |
| 15.  | Ms.P.THIRUMAGAL       | EC6403       | T1         | II/IV/ECE B   | 100.0 | 100.0 | 98.9  | 98.9  | 98.9  | 100.0 | 100.0 | 100.0 | 100.0 | 100.0 | 99.68       |
|      |                       | EC6411       | L1         | II/IV/ECE A   | 96.7  | 99.2  | 96.7  | 96.7  | 94.2  |       |       |       |       |       | 96.67       |



| S.NO | STAFF NAME           | SUBJECT CODE | T <small>HE</small> ORY/<br>LAB | YEAR/<br>SEM/DEPT | Q1    | Q2    | Q3    | Q4   | Q5    | Q6    | Q7    | Q8    | Q9    | Q10   | TOTAL<br>(100) |       |
|------|----------------------|--------------|---------------------------------|-------------------|-------|-------|-------|------|-------|-------|-------|-------|-------|-------|----------------|-------|
| 16.  | Ms.U.JEYAMALAR       | EC6401       | T1                              | II/IV/ECE B       | 100.0 | 98.9  | 100.0 | 97.9 | 98.9  | 100.0 | 100.0 | 100.0 | 100.0 | 98.9  | 99.47          |       |
|      |                      | EE6461       | L1                              | II/IV/ECE B       | 100.0 | 98.9  | 97.9  | 98.9 | 100.0 |       |       |       |       |       |                | 99.16 |
| 17.  | Mr.R.THANDAYUTHAPANI | EC6404       | T1                              | II/IV/ECE B       | 95.8  | 97.9  | 98.9  | 98.9 | 97.9  | 95.8  | 97.9  | 98.9  | 95.8  | 100.0 | 97.79          |       |
|      |                      | EE6612       | L1                              | III/VI/EEE        | 81.9  | 85.6  | 83.7  | 81.9 | 80.9  |       |       |       |       |       |                | 82.8  |
|      |                      | EC6412       | L2                              | II/IV/ECE B       | 98.9  | 100.0 | 100.0 | 98.9 | 100.0 |       |       |       |       |       |                | 99.58 |
| 18.  | Mr.S.SIVAKUMAR       | EC6019       | T1                              | IV/VIII/ECE       | 94.2  | 91.6  | 94.2  | 93.2 | 91.6  | 92.1  | 92.6  | 92.1  | 91.6  | 92.6  | 92.58          |       |
|      |                      | EE6461       | L1                              | II/IV/ECE A       | 98.3  | 99.2  | 96.7  | 98.3 | 99.2  |       |       |       |       |       |                | 98.33 |
| 19.  | Ms.E.SUGANYA         | EC6651       | T1                              | III/VI/EEE        | 96.3  | 93.0  | 94.9  | 97.2 | 91.2  | 90.2  | 92.6  | 95.8  | 96.3  | 94.4  | 94.2           |       |
| 20.  | Ms.C.M.KALAISELVI    | EC6611       | L1                              | III/VI/ECE A      | 91.6  | 92.4  | 89.3  | 86.7 | 86.2  |       |       |       |       |       |                | 89.24 |

  
COORDINATOR

  
PRINCIPAL



**DEPARTMENT OF ELECTRICAL AND ELECTRONICS ENGINEERING**  
**STAFF PERFORMANCE APPRAISAL: 2017-2018 (EVEN SEM)**  
**DEPARTMENT WISE CONSOLIDATED REPORT**

| S.NO | STAFF NAME                 | SUBJECT CODE | THEORY / LAB | YEAR/ SEM/DEPT | Q1    | Q2    | Q3    | Q4   | Q5    | Q6    | Q7    | Q8   | Q9   | Q10  | TOTAL (100) |
|------|----------------------------|--------------|--------------|----------------|-------|-------|-------|------|-------|-------|-------|------|------|------|-------------|
| 1.   | Dr.S.SIVAKUMAR             | EE6604       | T1           | III/VI/EEE     | 95.3  | 94.9  | 94.4  | 94.4 | 93.0  | 94.9  | 95.3  | 95.8 | 88.8 | 96.3 | 94.3        |
| 2.   | PROF.A.ALBERT MARTIN RUBAN | EE6009       | T1           | IV/VIII/EEE    | 97.0  | 97.8  | 97.8  | 97.8 | 97.8  | 96.3  | 97.0  | 96.3 | 96.3 | 94.8 | 96.89       |
| 3.   | Mr.R.SUNDARAMOORTHY        | EE6404       | T1           | II/IV/EEE      | 96.7  | 98.3  | 98.3  | 96.7 | 100.0 | 95.0  | 96.7  | 98.3 | 96.7 | 95.0 | 97.17       |
| 4.   | Ms.N.HEMAVATHI             | EE6602       | T1           | III/VI/EEE     | 96.3  | 92.6  | 94.4  | 94.0 | 94.0  | 95.8  | 94.0  | 97.2 | 94.9 | 96.7 | 95          |
|      |                            | EE6611       | L1           | III/VI/EEE     | 80.0  | 84.2  | 80.0  | 81.9 | 79.1  |       |       |      |      |      | 81          |
| 5.   | Ms.N.RAJESWARI             | EE6801       | T1           | IV/VIII/EEE    | 100.0 | 97.8  | 98.5  | 99.3 | 100.0 | 99.3  | 99.3  | 97.8 | 96.3 | 97.8 | 98.59       |
|      |                            | EE6411       | L1           | II/IV/EEE      | 95.0  | 95.0  | 93.3  | 93.3 | 93.3  |       |       |      |      |      | 94          |
|      |                            | EE6611       | L2           | III/VI/EEE     | 80.0  | 84.2  | 80.0  | 81.9 | 79.1  |       |       |      |      |      | 81          |
| 6.   | Mr.J.ARANIARAJ             | EE6002       | T1           | III/VI/EEE     | 96.7  | 96.7  | 96.7  | 97.2 | 97.2  | 97.2  | 96.3  | 97.2 | 95.8 | 97.7 | 96.9        |
|      |                            | EE6613       | L1           | III/VI/EEE     | 92.6  | 92.1  | 90.7  | 92.6 | 91.2  |       |       |      |      |      | 91.8        |
| 7.   | Mr.C.BALAJI                | EE6402       | T1           | II/IV/EEE      | 96.7  | 93.3  | 90.0  | 95.0 | 96.7  | 91.7  | 91.7  | 96.7 | 91.7 | 91.7 | 93.5        |
|      |                            | EE6811       | L1           | IV/VIII/EEE    | 97.8  | 97.0  | 95.6  | 96.3 | 95.6  |       |       |      |      |      | 96.44       |
| 8.   | Mr.S.R.KARTHIKEYAN         | EC6405       | T1           | II/IV/ECE A    | 100.0 | 100.0 | 100.0 | 99.2 | 100.0 | 100.0 | 100.0 | 99.2 | 98.3 | 99.2 | 99.58       |
|      |                            | EE6612       | L1           | III/VI/EEE     | 81.9  | 85.6  | 83.7  | 81.9 | 80.9  |       |       |      |      |      | 82.8        |
|      |                            | EE6461       | L2           | II/IV/ECE A    | 98.3  | 99.2  | 96.7  | 98.3 | 99.2  |       |       |      |      |      | 98.33       |
| 9.   | Ms.A.PRABHA                | EE6603       | T1           | III/VI/EEE     | 89.3  | 86.0  | 86.5  | 83.7 | 86.0  | 87.0  | 87.9  | 86.0 | 84.7 | 88.8 | 86.6        |

| S.NO | STAFF NAME     | SUBJECT CODE | THEORY/<br>LAB | YEAR/<br>SEM/DEPT | Q1    | Q2   | Q3   | Q4   | Q5    | Q6   | Q7   | Q8   | Q9   | Q10  | TOTAL<br>(100) |       |
|------|----------------|--------------|----------------|-------------------|-------|------|------|------|-------|------|------|------|------|------|----------------|-------|
| 10.  | Mr.M.MAYAPANDI | EE6401       | T1             | II/IV/EEE         | 95.0  | 95.0 | 95.0 | 90.0 | 93.3  | 95.0 | 96.7 | 96.7 | 90.0 | 96.7 | 94.33          |       |
|      |                | EE6411       | L1             | II/IV/EEE         | 95.0  | 95.0 | 93.3 | 93.3 | 93.3  |      |      |      |      |      |                | 94    |
| 11.  | Mr.V.MOORTHY   | EE6601       | T1             | III/VI/EEE        | 66.0  | 62.8 | 54.0 | 66.5 | 60.5  | 65.1 | 65.1 | 64.2 | 55.3 | 63.3 | 62.3           |       |
|      |                | EE6405       | T2             | II/IV/ECE B       | 98.9  | 98.9 | 98.9 | 98.9 | 98.9  | 98.9 | 98.9 | 98.9 | 98.9 | 98.9 | 98.9           | 98.95 |
|      |                | EE6461       | L2             | II/IV/ECE B       | 100.0 | 98.9 | 97.9 | 98.9 | 100.0 |      |      |      |      |      |                | 99.16 |

  
COORDINATOR

  
PRINCIPAL





**DEPARTMENT OF MECHANICAL ENGINEERING**  
**STAFF PERFORMANCE APPRAISAL: 2017-2018 (EVEN SEM)**  
**DEPARTMENT WISE CONSOLIDATED REPORT**

| S.NO | STAFF NAME                       | SUBJECT CODE | THEORY / LAB | YEAR/ SEM/DEPT | Q1   | Q2   | Q3   | Q4   | Q5   | Q6   | Q7   | Q8   | Q9   | Q10  | TOTAL (100) |
|------|----------------------------------|--------------|--------------|----------------|------|------|------|------|------|------|------|------|------|------|-------------|
| 1.   | Dr.T.Pushparaj                   | ME6016       | T1           | IV/VIII/MECH A | 90.2 | 89.8 | 89.5 | 90.5 | 89.1 | 88.4 | 91.6 | 91.3 | 88.7 | 92.7 | 90.18       |
| 2.   | Mr.G.Mathivanan                  | ME6601       | T1           | III/VI/MECH A  | 76.2 | 76.2 | 71.9 | 78.5 | 73.5 | 74.6 | 77.3 | 79.6 | 72.7 | 73.8 | 75.42       |
|      |                                  | MG6851       | T2           | III/VI/MECH B  | 88.9 | 87.1 | 83.6 | 88.2 | 83.9 | 87.1 | 87.1 | 88.9 | 83.9 | 87.9 | 86.68       |
| 3.   | Mr.P.P.Shantharaman              | ME6016       | T1           | IV/VIII/MECH B | 93.1 | 90.0 | 90.3 | 92.4 | 90.0 | 92.8 | 93.1 | 94.8 | 91.7 | 94.1 | 92.24       |
| 4.   | Mr.S.Giridharan                  | ME6612       | L1           | III/VI/MECH A  | 84.2 | 80.4 | 80.8 | 80.4 | 79.6 |      |      |      |      |      | 81.08       |
| 5.   | Mr.B.Adichelvan                  | IE6605       | T1           | IV/VIII/MECH A | 92.4 | 91.6 | 90.5 | 93.8 | 91.3 | 89.8 | 92.4 | 90.9 | 91.3 | 91.3 | 91.53       |
|      |                                  | ME6811       | L1           | IV/VIII/MECH A | 94.2 | 95.6 | 92.4 | 89.8 | 92.4 |      |      |      |      |      | 92.87       |
| 6.   | Mr.N.Magesh                      | ME6402       | T1           | II/IV/MECH A   | 98.2 | 96.4 | 96.0 | 96.0 | 95.1 | 95.6 | 95.6 | 97.3 | 94.2 | 95.1 | 95.96       |
|      |                                  | ME6604       | T2           | III/VI/MECH A  | 88.1 | 87.7 | 87.7 | 90.4 | 86.5 | 85.0 | 88.8 | 86.9 | 87.3 | 87.3 | 87.58       |
| 7.   | Mr.M.Melwin<br>Jegadeesh Sridhar | ME6004       | T1           | III/VI/MECH A  | 93.8 | 91.2 | 92.3 | 91.2 | 90.8 | 91.9 | 90.8 | 92.3 | 88.8 | 91.9 | 91.50       |
| 8.   | Mr.R.Arun                        | ME6404       | T1           | II/IV/MECH B   | 88.5 | 87   | 84   | 86.5 | 83   | 86   | 84   | 85   | 87   | 87.5 | 85.85       |
|      |                                  | ME6412       | L1           | II/IV/MECH B   | 87   | 84   | 83.5 | 80.5 | 78   |      |      |      |      |      | 82.6        |
|      |                                  | ME6611       | L2           | III/VI/MECH B  | 87.5 | 85.0 | 86.4 | 83.9 | 83.6 |      |      |      |      |      | 85.29       |
| 9.   | Mr.S.Karikalan                   | ME6401       | T1           | II/IV/MECH B   | 81   | 79.5 | 80.5 | 82   | 78   | 79   | 80.5 | 84   | 82.5 | 81.5 | 80.85       |
|      |                                  | CE6411       | L1           | II/IV/MECH B   | 86   | 90   | 85   | 82.5 | 80   |      |      |      |      |      | 84.7        |
| 10.  | Mr.H.Agilan                      | ME6004       | T1           | III/VI/MECH B  | 93.6 | 89.3 | 85.4 | 90.7 | 87.1 | 87.1 | 89.3 | 90.4 | 90.4 | 92.9 | 89.61       |
|      |                                  | ME6612       | L1           | III/VI/MECH B  | 91.4 | 90.0 | 87.9 | 90.4 | 88.9 |      |      |      |      |      | 89.71       |



| S.NO | STAFF NAME         | SUBJECT CODE | THEORY/ LAB | YEAR/ SEM/DEPT | Q1   | Q2   | Q3   | Q4   | Q5   | Q6   | Q7   | Q8   | Q9   | Q10  | TOTAL (100) |       |
|------|--------------------|--------------|-------------|----------------|------|------|------|------|------|------|------|------|------|------|-------------|-------|
| 11.  | Mr.V.Vinothkannan  | ME6404       | T1          | II/IV/MECH A   | 86.2 | 86.2 | 84.0 | 84.4 | 82.7 | 84.4 | 82.7 | 84.4 | 79.6 | 84.9 | 83.96       |       |
|      |                    | ME6403       | T2          | II/IV/MECH B   | 79   | 76.5 | 74.5 | 76.5 | 74   | 75.5 | 79.5 | 75.5 | 74   | 76   | 76.1        |       |
|      |                    | ME6611       | L1          | III/VI/MECH B  | 87.5 | 85.0 | 86.4 | 83.9 | 83.6 |      |      |      |      |      |             | 85.29 |
| 12.  | Mr.N.Anandaraman   | ME6401       | T1          | II/IV/MECH A   | 90.7 | 88.0 | 92.4 | 91.6 | 90.7 | 91.6 | 89.3 | 87.1 | 88.9 | 87.6 | 89.78       |       |
|      |                    | ME6412       | L1          | II/IV/MECH A   | 94.2 | 94.2 | 95.1 | 93.3 | 85.8 |      |      |      |      |      |             | 92.53 |
| 13.  | Mr.R.Suriyamurthy  | MG6851       | T1          | III/VI/MECH A  | 85.0 | 82.7 | 78.8 | 78.8 | 80.8 | 82.3 | 83.5 | 80.8 | 82.7 | 80.0 | 81.54       |       |
|      |                    | ME6602       | T2          | III/VI/MECH B  | 89.3 | 87.9 | 83.2 | 86.8 | 84.3 | 85.7 | 83.2 | 87.5 | 85.4 | 86.1 | 85.93       |       |
| 14.  | Mr.R.Shankar       | IE6005       | T1          | IV/VIII/MECH B | 98.3 | 96.9 | 97.2 | 94.8 | 97.2 | 93.8 | 96.6 | 96.2 | 95.9 | 95.5 | 96.24       |       |
|      |                    | ME6811       | L1          | IV/VIII/MECH B | 97.9 | 99.3 | 97.9 | 97.2 | 90.7 |      |      |      |      |      |             | 96.62 |
| 15.  | Mr.J.Prabhakaran   | ME6402       | T1          | II/IV/MECH B   | 71   | 70   | 67.5 | 71.5 | 73   | 68.5 | 69.5 | 70   | 71   | 71   | 70.3        |       |
|      |                    | ME6603       | T2          | III/VI/MECH A  | 80.4 | 81.2 | 80.4 | 81.9 | 81.2 | 81.5 | 81.5 | 81.2 | 80.0 | 78.8 | 80.81       |       |
|      |                    | ME6611       | L1          | III/VI/MECH A  | 80.0 | 81.2 | 79.2 | 80.0 | 73.8 |      |      |      |      |      |             | 78.85 |
| 16.  | Mr V.Vijayakumar   | ME6411       | L1          | II/IV/MECH A   | 96.9 | 96.9 | 93.8 | 92.9 | 88.4 |      |      |      |      |      |             | 93.78 |
|      |                    | ME6601       | T1          | III/VI/MECH B  | 88.9 | 87.9 | 90.0 | 93.9 | 88.6 | 89.3 | 90.4 | 92.9 | 90.4 | 90.0 | 90.21       |       |
| 17.  | Mr.J.Rajaparthipan | ME6603       | T1          | III/VI/MECH B  | 95.7 | 96.4 | 98.2 | 97.5 | 96.4 | 95.4 | 93.6 | 94.3 | 95.0 | 95.0 | 95.75       |       |
|      |                    | CE6411       | L1          | II/IV/MECH A   | 92.0 | 90.7 | 93.3 | 92.9 | 87.6 |      |      |      |      |      |             | 91.29 |
| 18.  | Mr.S.Rajeshkumar   | ME6403       | T1          | II/IV/MECH A   | 92.4 | 89.3 | 87.6 | 90.2 | 84.4 | 87.6 | 87.1 | 90.7 | 86.7 | 90.2 | 88.62       |       |
|      |                    | ME6611       | L1          | III/VI/MECH A  | 80.0 | 81.2 | 79.2 | 80.0 | 73.8 |      |      |      |      |      |             | 78.85 |
| 19.  | Mr.M.Aswin         | ME6411       | L1          | II/IV/MECH B   | 88.5 | 89.5 | 88   | 86   | 78.5 |      |      |      |      |      |             | 86.1  |
|      |                    | ME6602       | T2          | III/VI/MECH A  | 93.5 | 94.2 | 90.8 | 90.0 | 89.6 | 91.2 | 89.6 | 91.5 | 89.6 | 90.0 | 91.00       |       |
|      |                    | ME6604       | T3          | III/VI/MECH B  | 94.6 | 90.7 | 91.4 | 94.3 | 89.6 | 90.7 | 92.9 | 95.0 | 92.9 | 91.8 | 92.39       |       |

*[Signature]*  
COORDINATOR

*[Signature]*  
PRINCIPAL



**DEPARTMENT OF SCIENCE AND HUMANITIES**  
**STAFF PERFORMANCE APPRAISAL: 2017-2018 (EVEN SEM)**  
**DEPARTMENT WISE CONSOLIDATED REPORT**

| S.NO | STAFF NAME                | SUBJECT CODE | THEORY / LAB | YEAR/ SEM/DEPT  | Q1   | Q2   | Q3   | Q4   | Q5   | Q6   | Q7   | Q8   | Q9   | Q10  | TOTAL (100) |
|------|---------------------------|--------------|--------------|-----------------|------|------|------|------|------|------|------|------|------|------|-------------|
| 1.   | Mr.G.Jeyakrishnan         | MA6453       | T1           | II/IV/CSE       | 95.1 | 98.5 | 94.1 | 98.5 | 94.6 | 96.6 | 97.1 | 97.6 | 98.0 | 98.5 | 96.88       |
| 2.   | Ms.T.Gnanajeya            | MA6452       | T1           | II/IV/MECH A    | 94.7 | 92.0 | 91.6 | 96.4 | 92.9 | 92.9 | 92.9 | 96.9 | 96.9 | 94.7 | 94.18       |
| 3.   | Ms.S.Revathi              | MA6459       | T1           | II/IV/CIVIL     | 85   | 77.9 | 78.3 | 83.3 | 78.8 | 75.4 | 80.8 | 81.7 | 80   | 76.3 | 79.75       |
| 4.   | Mr.G.Shankarakalidoss     | MA6451       | T1           | II/IV/ECE A     | 95.8 | 95.8 | 95.0 | 99.2 | 97.5 | 97.5 | 99.2 | 98.3 | 97.5 | 99.2 | 97.50       |
|      |                           | MA6452       | T2           | II/IV/MECH B    | 68.5 | 66   | 64   | 74.5 | 65   | 61   | 69.5 | 65   | 67.5 | 70   | 67.1        |
| 5.   | Ms.J.Angelinthamaraiselvi | MA6451       | T1           | II/IV/ECE B     | 96.8 | 94.7 | 94.7 | 100  | 92.6 | 95.8 | 96.8 | 100  | 93.7 | 95.8 | 96.11       |
| 6.   | Mr.R.Suresh               | MA6459       | T1           | II/IV/EEE       | 93.3 | 90   | 88.3 | 96.6 | 88.3 | 90   | 93.3 | 96.6 | 95   | 95   | 92.67       |
| 7.   | Mr.B.Barankumar           | MG6851       | T1           | III/VI/ECE A    | 96.9 | 95.1 | 89.8 | 94.7 | 90.2 | 94.2 | 95.1 | 92.0 | 87.6 | 95.1 | 93.07       |
|      |                           | MG6851       | T2           | IV/VIII/CIVIL A | 86.2 | 85.8 | 80.4 | 86.7 | 82.2 | 84.0 | 84.4 | 84.0 | 79.1 | 83.6 | 83.64       |
| 8.   | Mr.J.Radhakrishnan        | GE6674       | L1           | III/VI/ECE A    | 88.0 | 86.2 | 84.9 | 88.4 | 79.6 |      |      |      |      |      | 85.42       |
|      |                           | GE6674       | L2           | III/VI/MECH A   | 86.2 | 88.1 | 85.8 | 85.4 | 85.8 |      |      |      |      |      | 86.23       |
|      |                           | GE6674       | L3           | III/VI/ECE B    | 96.0 | 96.0 | 96.9 | 96.4 | 97.8 |      |      |      |      |      | 96.62       |

|     |                      |        |    |                 |      |      |      |      |      |      |      |      |      |      |       |
|-----|----------------------|--------|----|-----------------|------|------|------|------|------|------|------|------|------|------|-------|
| 9.  | Mr.K.Albert lawrence | GE6674 | L1 | III/VI/CSE      | 93.1 | 93.1 | 92.0 | 93.1 | 89.4 |      |      |      |      |      | 92.24 |
|     |                      | GE6674 | L2 | III/VI/MECH B   | 94.6 | 96.8 | 93.9 | 94.3 | 91.1 |      |      |      |      |      | 94.14 |
| 10. | Mr.P.Rajeshwaran     | GE6674 | L1 | III/VI/CSE      | 93.1 | 93.1 | 92.7 | 93.1 | 89.4 |      |      |      |      |      | 92.24 |
|     |                      | GE6674 | L2 | III/VI/MECH A   | 86.2 | 88.1 | 85.8 | 85.4 | 85.8 |      |      |      |      |      | 86.23 |
| 11. | Dr V.Kumaran         | GE6674 | L1 | III/VI/ECE A    | 88.0 | 86.2 | 84.9 | 88.4 | 79.6 |      |      |      |      |      | 85.42 |
|     |                      | GE6674 | L2 | III/VI/MECH B   | 94.6 | 96.8 | 93.9 | 94.3 | 91.1 |      |      |      |      |      | 94.14 |
|     |                      | GE6674 | L3 | III/VI/ECE B    | 96.0 | 96.0 | 96.9 | 96.4 | 97.8 |      |      |      |      |      | 96.62 |
| 12. | Dr.A.L.Kavitha       | GE6351 | T1 | II/IV/MECH A    | 92.0 | 90.2 | 91.6 | 92.0 | 92.0 | 92.9 | 92.4 | 90.7 | 90.7 | 92.4 | 91.69 |
| 13. | Dr .S.Udhayakumar    | GE6351 | T1 | II/IV/MECH B    | 77   | 73.5 | 72   | 77.5 | 74   | 74.5 | 77.5 | 81.5 | 77.5 | 82.5 | 76.75 |
| 14. | Mr.B.Suresh Babu     | GE6757 | T1 | IV/VIII/EEE     | 100  | 100  | 100  | 98.5 | 97.8 | 97.8 | 97.8 | 99.3 | 97.8 | 98.5 | 98.74 |
|     |                      | MG6863 | T2 | IV/VIII/MECH A  | 70.9 | 71.3 | 67.6 | 70.5 | 67.6 | 68.0 | 63.6 | 67.3 | 71.3 | 69.5 | 68.76 |
| 15. | Mr.K.Sudhakar        | MG6851 | T1 | IV/VIII/CIVIL B | 94.3 | 92.0 | 91.4 | 94.3 | 90.9 | 92.0 | 93.7 | 94.9 | 86.3 | 90.9 | 92.06 |
|     |                      | MG6863 | T2 | IV/VIII/MECH B  | 95.9 | 94.8 | 93.8 | 96.6 | 94.8 | 96.2 | 95.2 | 94.1 | 92.4 | 95.5 | 94.93 |

  
COORDINATOR

  
PRINCIPAL





**DEPARTMENT OF CIVIL ENGINEERING**  
**STAFF PERFORMANCE APPRAISAL: 2016-2017 (EVEN SEM)**  
**DEPARTMENT WISE CONSOLIDATED REPORT**


4/2/17

| S.NO | STAFF NAME           | SUBJECT CODE | YEAR/ SEM | Q1    | Q2    | Q3    | Q4    | Q5    | TOTAL (100) |
|------|----------------------|--------------|-----------|-------|-------|-------|-------|-------|-------------|
| 1.   | Dr.R.Saravanan       | CE6021       | IV/VIII   | 75.5  | 70.5  | 75.5  | 76    | 73    | 74.10       |
| 2.   | Ms.K.Gowri Devi      | CE6401       | II/IV     | 84.17 | 89.17 | 82.50 | 85.83 | 85.00 | 85.33       |
|      |                      | CE6601       | III/VI    | 64.00 | 77.33 | 68.67 | 61.33 | 62.67 | 66.80 ✓     |
|      |                      | CE6811       | IV/VIII   | 83    | 77.5  | 76.5  | 77    | 56    | 74.00 ✓     |
| 3.   | Ms.R.Revathi         | CE6602       | III/VI    | 87.14 | 86.43 | 89.29 | 86.43 | 83.57 | 86.57       |
|      |                      | CE6612       | III/VI    | 92.86 | 90.00 | 89.29 | 86.43 | 75.00 | 86.71       |
|      |                      | CE6612       | III/VI    | 92.00 | 86.00 | 84.00 | 80.67 | 74.67 | 83.47       |
| 4.   | Ms.T.Bhuvanewari     | CE6601       | III/VI    | 86.43 | 90.71 | 82.86 | 86.43 | 77.14 | 84.71       |
|      |                      | CE6602       | III/VI    | 90.00 | 90.67 | 83.33 | 78.00 | 73.33 | 83.07       |
| 5.   | Mr.A.Mohamed Mansoor | CE6405       | II/IV     | 91.67 | 91.67 | 87.50 | 89.17 | 91.67 | 90.33       |
|      |                      | CE6605       | III/VI    | 77.86 | 70.71 | 68.57 | 82.22 | 72.86 | 73.86 ✓     |
|      |                      | CE6412       | II/IV     | 94.17 | 90.00 | 89.17 | 89.17 | 67.50 | 86.00       |
| 6.   | Ms.S.Vanathi         | CE6603       | III/VI    | 91.33 | 88.67 | 81.33 | 83.33 | 77.33 | 84.40       |
|      |                      | CE6411       | II/IV     | 81.67 | 82.50 | 76.67 | 76.67 | 65.00 | 76.50       |
| 7.   | Mr.R.Sundharam       | CE6401       | II/IV     | 95.00 | 93.33 | 93.33 | 91.30 | 92.50 | 92.33       |
|      |                      | CE6603       | III/VI    | 75.71 | 76.43 | 80.00 | 78.57 | 70.71 | 76.29       |



|     |                    |        |         |       |       |       |       |       |       |
|-----|--------------------|--------|---------|-------|-------|-------|-------|-------|-------|
| 8.  | Mr.R.Jeevanesan    | CE6404 | II/IV   | 75.00 | 79.17 | 70.00 | 67.50 | 70.00 | 72.33 |
|     |                    | CE6604 | III/VI  | 71.33 | 66.00 | 58.00 | 65.33 | 59.33 | 64.00 |
|     |                    | CE6413 | II/IV   | 75.00 | 75.83 | 77.50 | 76.67 | 71.67 | 75.33 |
| 9.  | Mr.M.Rajiv         | CE6405 | II/IV   | 78.33 | 85.00 | 79.17 | 83.33 | 74.17 | 80.00 |
|     |                    | CE6604 | III/VI  | 78.57 | 80.00 | 77.78 | 76.43 | 75.00 | 77.00 |
|     |                    | CE6411 | II/IV   | 87.50 | 85.83 | 77.50 | 80.00 | 74.17 | 81.00 |
| 10. | Mr.A.Murugesan     | CE6404 | II/IV   | 93.33 | 90.00 | 88.33 | 84.17 | 90.83 | 89.33 |
|     |                    | CE6403 | II/IV   | 69.17 | 77.50 | 76.67 | 74.17 | 68.33 | 73.17 |
|     |                    | CE6413 | II/IV   | 95.83 | 90.83 | 91.67 | 90.00 | 69.17 | 87.50 |
| 11. | Mr.K.Arun          | CE6402 | II/IV   | 95.83 | 95.83 | 95.83 | 96.67 | 94.17 | 95.67 |
|     |                    | CE6016 | IV/VIII | 93.5  | 96.5  | 94.5  | 94.5  | 95    | 94.80 |
| 12. | Mr.G.Venkatesan    | CE6403 | II/IV   | 61.67 | 52.50 | 47.50 | 49.17 | 43.33 | 50.83 |
|     |                    | CE6402 | II/IV   | 77.50 | 72.50 | 71.67 | 78.33 | 78.33 | 75.67 |
| 13. | Mr.M.Arun Pandiyan | CE6003 | III/VI  | 76.67 | 70.00 | 68.67 | 72.67 | 64.67 | 70.53 |
|     |                    | CE6003 | III/VI  | 66.43 | 63.57 | 61.43 | 62.14 | 60.71 | 62.86 |
| 14. | Ms.D.Sharmila      | CE6605 | III/VI  | 76.00 | 80.67 | 77.33 | 80.67 | 72.00 | 77.33 |
|     |                    | CE6611 | III/VI  | 88.57 | 87.86 | 85.00 | 84.29 | 75.00 | 84.14 |
|     |                    | CE6611 | III/VI  | 85.33 | 84.00 | 76.67 | 76.67 | 69.33 | 78.40 |

  
COORDINATOR

  
PRINCIPAL



**DEPARTMENT OF COMPUTER SCIENCE AND ENGINEERING  
STAFF PERFORMANCE APPRAISAL: 2016-2017 (EVEN SEM)  
DEPARTMENT WISE CONSOLIDATED REPORT**

9/2/17

| S.NO | STAFF NAME       | SUBJECT CODE | YEAR/ SEM | Q1    | Q2    | Q3    | Q4    | Q5    | TOTAL (100) |
|------|------------------|--------------|-----------|-------|-------|-------|-------|-------|-------------|
| 1.   | Ms.S.M.UMA,      | IT6601       | III/VI    | 91.43 | 91.43 | 84.29 | 87.14 | 85.00 | 87.86       |
| 2.   | Ms.K.ABHIRAMI,   | CS6659       | III/VI    | 92.86 | 94.29 | 87.86 | 87.86 | 89.29 | 90.43       |
| 3.   | Ms.S.PUVANESWARI | CS6660       | III/VI    | 91.43 | 91.43 | 90.71 | 87.14 | 87.14 | 89.57       |
|      |                  | CS6612       | III/VI    | 90.71 | 92.14 | 87.86 | 87.86 | 87.14 | 89.14       |
| 4.   | Ms.S.HEMALATHA   | MG6088       | IV/VIII   | 87.14 | 87.86 | 85.00 | 85.00 | 84.29 | 85.86       |
| 5.   | Ms.B.SANGEETHA   | CS6403       | II/IV     | 92.89 | 93.33 | 88.89 | 90.22 | 87.11 | 90.49       |
| 6.   | Mr.K.RAJESH      | EC6504       | II/IV     | 85.33 | 86.67 | 84.44 | 90.22 | 89.78 | 87.29       |
|      |                  | IT6004       | III/VI    | 85.26 | 85.26 | 80.00 | 88.42 | 89.47 | 85.68       |
|      |                  | CS6412       | II/IV     | 87.11 | 86.67 | 82.22 | 84.00 | 76.44 | 83.29       |
| 7.   | Mr.R.RANITHA     | CS6402       | II/IV     | 95.56 | 94.67 | 91.56 | 95.56 | 93.33 | 94.13       |
|      |                  | CS6008       | IV/VIII   | 93.50 | 92.00 | 92.00 | 94.50 | 92.00 | 92.8        |
| 8.   | Mr.J.JEGAN       | IT6702       | III/VI    | 95.56 | 86.67 | 91.11 | 95.56 | 95.56 | 92.89       |
|      |                  | CS6611       | III/VI    | 87.14 | 90.00 | 87.86 | 88.57 | 85.00 | 87.71       |
| 9.   | Mr.S.RAJARAJAN   | CS6601       | III/VI    | 75.71 | 82.86 | 79.29 | 75.71 | 75.71 | 77.86       |
|      |                  | EC6611       | III/VI    | 75.00 | 76.11 | 69.44 | 70.56 | 78.89 | 74.00       |
| 10.  | Mr.D.SIVAKUMAR   | CS6551       | II/IV     | 89.33 | 91.11 | 87.11 | 91.56 | 89.33 | 89.69       |
|      |                  | CS6411       | II/IV     | 85.33 | 84.44 | 83.11 | 80.44 | 72.44 | 81.16       |

|     |                          |        |         |       |       |       |       |       |       |
|-----|--------------------------|--------|---------|-------|-------|-------|-------|-------|-------|
| 11. | Ms.P.NALAYINI            | CS6801 | IV/VIII | 87.20 | 83.20 | 83.20 | 82.00 | 81.22 | 83.04 |
|     |                          | CS6303 | III/VI  | 83.33 | 86.11 | 82.78 | 77.78 | 74.44 | 80.89 |
|     |                          | CS6811 | IV/VIII | 86.40 | 86.00 | 85.20 | 87.20 | 84.00 | 85.76 |
| 12. | Ms.R.SUGANTHA<br>LAKSHMI | IT6011 | IV/VIII | 90.48 | 87.62 | 84.76 | 88.57 | 88.57 | 88.00 |
|     |                          | CS6551 | III/VI  | 83.89 | 83.89 | 80.00 | 79.44 | 73.33 | 80.11 |
| 13. | Mr.R.SRIRAMKUMAR         | GE6075 | IV/VIII | 93.75 | 95.00 | 95.00 | 95.63 | 92.50 | 94.38 |
| 14. | Ms.M.KAVITHA             | CS6401 | II/IV   | 94.22 | 91.56 | 90.67 | 88.89 | 92.89 | 91.64 |
|     |                          | CS6413 | II/IV   | 92.00 | 90.22 | 88.89 | 83.11 | 78.67 | 86.58 |

8.87  
COORDINATOR

~~8.87~~

~~8.87~~  
PRINCIPAL



4/3

**DEPARTMENT OF ELECTRONICS AND COMMUNICATION ENGINEERING**  
**STAFF PERFORMANCE APPRAISAL: 2016-2017 (EVEN SEM)**  
**DEPARTMENT WISE CONSOLIDATED REPORT**

| S.NO | STAFF NAME                | SUBJECT CODE | YEAR/ SEM | Q1    | Q2    | Q3    | Q4    | Q5    | TOTAL (100) |
|------|---------------------------|--------------|-----------|-------|-------|-------|-------|-------|-------------|
| 1.   | Dr.J.Arputha Vijaya Selvi | EC6001       | III/VI    | 91.11 | 93.89 | 91.11 | 88.33 | 84.44 | 89.78       |
| 2.   | Ms.T.Shanthi              | EC6018       | IV/VIII   | 90.17 | 88.81 | 92.20 | 92.54 | 92.54 | 91.25       |
| 3.   | Ms.P.Geethabal            | EC6802       | IV/VIII   | 94.8  | 94.4  | 94.4  | 92.8  | 91.2  | 93.52       |
|      |                           | EE6403       | II/IV     | 69.71 | 76.00 | 70.29 | 67.43 | 72.57 | 71.20       |
|      |                           | EE6612       | III/VI    | 95.38 | 93.08 | 92.31 | 93.85 | 91.54 | 93.23       |
| 4.   | Ms.N.Mangaiyarkarasi      | EC6601       | III/VI    | 96.11 | 97.22 | 92.78 | 87.78 | 90.56 | 92.89       |
|      |                           | EC6612       | III/VI    | 91.11 | 90.56 | 85.00 | 83.89 | 86.67 | 87.44       |
| 5.   | Ms.V.Filomin Joseena      | EC6404       | II/IV     | 90.77 | 89.74 | 86.67 | 86.67 | 91.28 | 89.03       |
| 6.   | Mr.K.Sudarsanan           | EC6403       | II/IV     | 94.78 | 93.91 | 92.61 | 91.30 | 90.43 | 92.61       |
|      |                           | EC6412       | II/IV     | 93.48 | 89.13 | 86.96 | 86.09 | 84.35 | 88.00       |
| 7.   | Mr.S.Ramarajan            | EC6602       | III/VI    | 87.78 | 92.22 | 87.78 | 85.00 | 77.78 | 86.11       |
|      |                           | EC6411       | II/IV     | 95.22 | 93.48 | 90.87 | 90.00 | 83.48 | 90.61       |
|      |                           | EC6612       | III/VI    | 91.11 | 90.56 | 85.00 | 83.89 | 86.67 | 87.44       |



|     |                       |        |         |        |       |       |       |       |       |
|-----|-----------------------|--------|---------|--------|-------|-------|-------|-------|-------|
| 8.  | Mr.R.Sathyaraj        | EC6801 | IV/VIII | 86.78  | 89.49 | 82.37 | 82.37 | 83.39 | 84.88 |
|     |                       | EC6611 | III/VI  | 75.00  | 76.11 | 69.44 | 70.56 | 78.89 | 74.00 |
| 9.  | Mr.T.Pasupathi        | EC6401 | II/IV   | 96.52  | 95.65 | 93.04 | 93.91 | 94.35 | 94.70 |
|     |                       | EC6411 | II/IV   | 95.22  | 93.48 | 90.87 | 90.00 | 83.48 | 90.61 |
| 10. | Mr.T.Jeyaseelan       | EC6404 | II/IV   | 96.96  | 95.65 | 92.61 | 96.09 | 94.78 | 95.22 |
|     |                       | EC6412 | II/IV   | 100.00 | 98.46 | 96.41 | 96.41 | 92.82 | 96.82 |
| 11. | Mr.P.Rajapiralan      | EC6411 | II/IV   | 96.92  | 95.38 | 93.85 | 94.36 | 86.67 | 93.44 |
|     |                       | EC6019 | IV/VIII | 93.2   | 94.4  | 93.6  | 94.4  | 94.8  | 94.08 |
| 12. | Mr.W.Newton David Raj | EC6018 | IV/VIII | 98.4   | 96    | 98    | 97.2  | 98    | 97.52 |
|     |                       | EE6612 | III/VI  | 95.38  | 93.08 | 92.31 | 93.85 | 91.54 | 93.23 |
| 13. | Mr.R.Balakrishnan     | EC6801 | IV/VIII | 96.4   | 96    | 93.6  | 96.8  | 94    | 95.36 |
|     |                       | IT6502 | III/VI  | 81.43  | 80.71 | 78.57 | 79.29 | 79.29 | 79.86 |
|     |                       | EC6811 | IV/VIII | 92.8   | 93.6  | 93.6  | 94    | 89.2  | 92.64 |
| 14. | Ms.R.Ponni            | EC6802 | IV/VIII | 86.10  | 87.12 | 81.02 | 85.76 | 83.05 | 84.61 |
|     |                       | EC6811 | IV/VIII | 86.10  | 82.03 | 82.71 | 82.03 | 73.56 | 81.29 |
| 15. | Ms.D.Vennila          | EC6019 | IV/VIII | 94.58  | 93.56 | 89.49 | 86.44 | 85.76 | 89.97 |
| 16. | Ms.P.Thirumagal       | EC6403 | II/IV   | 95.90  | 98.97 | 95.90 | 97.44 | 97.95 | 97.23 |
|     |                       | EC6651 | III/VI  | 96.92  | 96.92 | 95.38 | 95.38 | 96.15 | 96.15 |

|     |                      |        |       |        |       |       |       |       |       |
|-----|----------------------|--------|-------|--------|-------|-------|-------|-------|-------|
| 17. | Ms.B.Krishnaveni     | EC6402 | II/IV | 93.85  | 94.36 | 93.33 | 91.79 | 93.85 | 93.44 |
|     |                      | EC6412 | II/IV | 100.00 | 98.46 | 96.41 | 96.41 | 92.82 | 96.82 |
| 18. | Ms.U.Jeyamalar       | EC6401 | II/IV | 91.79  | 93.33 | 94.36 | 90.77 | 93.85 | 92.82 |
|     |                      | EC6411 | II/IV | 96.92  | 95.38 | 93.85 | 94.36 | 86.67 | 93.44 |
| 19. | Mr.R.Thandayuthapani | EC6402 | II/IV | 83.04  | 86.52 | 81.74 | 82.61 | 83.04 | 83.39 |
|     |                      | EC6412 | II/IV | 93.48  | 89.13 | 86.96 | 86.09 | 84.35 | 88.00 |
|     |                      | EE6461 | II/IV | 99.49  | 97.44 | 97.44 | 97.44 | 97.95 | 97.95 |

8.87  
COORDINATOR

*Fair*

  
PRINCIPAL



**DEPARTMENT OF ELECTRICAL AND ELECTRONICS ENGINEERING  
STAFF PERFORMANCE APPRAISAL: 2016-2017 (EVEN SEM)  
DEPARTMENT WISE CONSOLIDATED REPORT**

| S.NO | STAFF NAME                 | SUBJECT CODE | YEAR/ SEM | Q1    | Q2    | Q3    | Q4    | Q5    | TOTAL (100) |
|------|----------------------------|--------------|-----------|-------|-------|-------|-------|-------|-------------|
| 1.   | Dr.S.Sivakumar             | EE6604       | III/VI    | 86.92 | 95.38 | 93.85 | 94.62 | 90.77 | 92.31       |
| 2.   | Prof.A.Albert Martin Ruban | EE6404       | II/IV     | 92.57 | 94.29 | 90.29 | 89.71 | 89.14 | 91.20       |
| 3.   | Mr.R.Sundaramoorthi        | EC6405       | II/IV     | 96.41 | 95.90 | 93.85 | 95.90 | 96.92 | 95.79       |
|      |                            | EE6613       | III/VI    | 93.85 | 94.62 | 95.38 | 96.15 | 92.31 | 94.46       |
|      |                            | EE6461       | II/IV     | 99.49 | 97.44 | 97.44 | 97.44 | 97.95 | 97.95       |
| 4.   | Ms.N.Hemavathi             | EE6602       | III/VI    | 99.23 | 96.92 | 95.38 | 95.38 | 96.92 | 96.77       |
|      |                            | EE6461       | II/IV     | 91.74 | 91.30 | 91.74 | 91.74 | 93.04 | 91.91       |
| 5.   | Ms.N.Rajeswari             | EE6402       | II/IV     | 89.71 | 89.71 | 87.43 | 85.14 | 88.57 | 88.11       |
|      |                            | EE6811       | IV/VIII   | 85.64 | 85.13 | 83.08 | 84.10 | 84.62 | 84.51       |
| 6.   | Mr.J.Arokiaraj             | EE6009       | IV/VIII   | 81.54 | 84.62 | 82.56 | 84.10 | 83.08 | 83.18       |
|      |                            | EE6611       | III/VI    | 96.15 | 94.62 | 90.77 | 91.54 | 90.00 | 92.62       |
| 7.   | Mr.C.Balaji                | EE6002       | III/VI    | 97.69 | 99.23 | 94.62 | 96.15 | 96.15 | 96.77       |
| 8.   | Mr.S.R.Karthikeyan         | EE6401       | II/IV     | 85.71 | 90.29 | 87.43 | 90.29 | 89.71 | 88.69       |
|      |                            | EE6411       | II/IV     | 87.43 | 84.00 | 86.86 | 86.29 | 86.29 | 86.17       |
| 9.   | Mr.P.Narasimman            | EE6601       | III/VI    | 94.62 | 95.38 | 93.85 | 95.38 | 96.92 | 95.23       |
|      |                            | EE6611       | III/VI    | 96.15 | 94.62 | 90.77 | 91.54 | 90.00 | 92.62       |

|     |                |        |         |       |       |       |       |       |       |
|-----|----------------|--------|---------|-------|-------|-------|-------|-------|-------|
| 10. | Ms.A.Prabha    | EE6603 | III/VI  | 98.46 | 97.69 | 96.15 | 96.92 | 98.46 | 97.54 |
| 11. | Ms.N.Priya     | EE6613 | III/VI  | 93.85 | 94.62 | 95.38 | 96.15 | 92.31 | 94.46 |
|     |                | EE6411 | II/IV   | 87.43 | 84.00 | 86.86 | 86.29 | 86.29 | 86.17 |
| 12. | Mr.M.Mayapandi | EE6801 | IV/VIII | 81.03 | 84.62 | 83.08 | 82.05 | 81.54 | 82.46 |
| 13. | Ms.S.Elavarasi | EC6405 | II/IV   | 89.57 | 89.13 | 86.52 | 87.83 | 88.26 | 88.26 |
|     |                | EE6461 | II/IV   | 91.74 | 91.30 | 91.74 | 91.74 | 93.04 | 91.91 |

  
COORDINATOR

*Impressive  
Performance - Faculty*

  
PRINCIPAL






**DEPARTMENT OF INFORMATION TECHNOLOGY**  
**STAFF PERFORMANCE APPRAISAL: 2016-2017 (EVEN SEM)**  
**DEPARTMENT WISE CONSOLIDATED REPORT**

| S.NO | STAFF NAME          | SUBJECT CODE | YEAR/ SEM | Q1    | Q2    | Q3    | Q4    | Q5    | TOTAL (100) |
|------|---------------------|--------------|-----------|-------|-------|-------|-------|-------|-------------|
| 1.   | Ms.T.VIGNESWARI     | IT6801       | IV/VIII   | 63.08 | 64.62 | 67.69 | 66.92 | 67.69 | 66.00       |
| 2.   | Ms.K.SATHYALAKSHMI  | MG6088       | IV/VIII   | 93.85 | 95.38 | 95.38 | 94.62 | 96.15 | 95.08       |
|      |                     | IT6811       | IV/VIII   | 96.15 | 95.38 | 97.69 | 96.92 | 96.15 | 96.46       |
| 3.   | Ms.S.JASMINE SMILEE | IT6009       | IV/VIII   | 100   | 100   | 100   | 100   | 100   | 100         |
| 4.   | Dr.S.KANNAN         | CS6456       | II/IV     | 85.14 | 90.29 | 85.71 | 87.43 | 88.57 | 87.43       |
| 5.   | Ms.P.KALPANA        | CS6004       | IV/VIII   | 98.46 | 97.69 | 100   | 99.23 | 100   | 99.08       |
| 6.   | Mr.R.MURUGESAN      | CS6461       | II/IV     | 95.43 | 94.86 | 92.57 | 89.71 | 92.00 | 92.91       |

  
COORDINATOR

  
PRINCIPAL

9/2/17



**DEPARTMENT OF MECHANICAL ENGINEERING**  
**STAFF PERFORMANCE APPRAISAL: 2016-2017 (EVEN SEM)**  
**DEPARTMENT WISE CONSOLIDATED REPORT**

| S.NO | STAFF NAME                       | SUBJECT CODE | YEAR/ SEM | Q1     | Q2    | Q3    | Q4    | Q5    | TOTAL (100) |
|------|----------------------------------|--------------|-----------|--------|-------|-------|-------|-------|-------------|
| 1.   | Dr.T.Pushparaj                   | ME6016       | IV/VIII   | 89.57  | 91.30 | 88.70 | 84.35 | 84.35 | 87.65       |
| 2.   | Mr.G.Mathivanan                  | ME6601       | III/VI    | 77.33  | 80.67 | 80.67 | 76.00 | 72.00 | 77.33       |
|      |                                  | ME6612       | III/VI    | 82.00  | 80.67 | 80.00 | 79.33 | 85.33 | 81.47       |
|      |                                  | ME6811       | IV/VIII   | 92.17  | 92.17 | 91.30 | 92.17 | 92.17 | 92.00       |
| 3.   | Mr.P.P.Shantharaman              | ME6016       | IV/VIII   | 85.00  | 82.50 | 75.00 | 77.50 | 78.13 | 79.63       |
|      |                                  | ME6612       | III/VI    | 96.11  | 92.78 | 98.89 | 96.11 | 96.11 | 96.00       |
|      |                                  | ME6811       | IV/VIII   | 83.13  | 81.25 | 81.88 | 80.00 | 79.38 | 81.13       |
| 4.   | Mr.B.Adichelvan                  | CE6412       | II/IV     | 90.83  | 90.83 | 85.00 | 83.33 | 76.67 | 85.33       |
| 5.   | Mr.N.Magesh                      | ME6402       | II/IV     | 96.25  | 93.75 | 95.00 | 96.25 | 96.25 | 95.50       |
|      |                                  | ME6604       | III/VI    | 98.33  | 98.33 | 95.56 | 98.33 | 98.33 | 97.78       |
|      |                                  | ME6411       | II/IV     | 100.00 | 97.50 | 96.25 | 95.00 | 97.50 | 97.25       |
| 6.   | Mr.M.Melwin<br>Jegadeesh Sridhar | ME6401       | II/IV     | 94.76  | 96.67 | 95.24 | 97.14 | 94.76 | 95.71       |
|      |                                  | ME6004       | III/VI    | 99.33  | 96.67 | 94.67 | 96.67 | 93.33 | 96.13       |
|      |                                  | ME6611       | III/VI    | 90.67  | 92.00 | 90.67 | 90.67 | 93.33 | 91.47       |
| 7.   | Mr.M.Pradeep                     | ME6402       | II/IV     | 92.38  | 93.33 | 91.90 | 92.86 | 91.43 | 92.38       |

4/2/3

|     |                     |        |         |        |        |       |       |       |       |
|-----|---------------------|--------|---------|--------|--------|-------|-------|-------|-------|
| 8.  | Mr.S.Karikalan      | ME6403 | II/IV   | 86.67  | 88.10  | 85.71 | 90.00 | 88.10 | 87.71 |
|     |                     | ME6411 | II/IV   | 93.33  | 93.81  | 91.90 | 93.33 | 90.95 | 92.67 |
| 9.  | Mr.K.Jothibas       | ME6404 | II/IV   | 91.43  | 93.33  | 90.95 | 88.57 | 92.38 | 91.33 |
|     |                     | MG6851 | III/VI  | 96.00  | 96.00  | 89.33 | 92.67 | 94.00 | 93.60 |
|     |                     | ME6412 | II/IV   | 94.29  | 94.76  | 93.81 | 92.38 | 88.57 | 92.76 |
| 10. | Mr.V.Vinothkannan   | ME6404 | II/IV   | 97.50  | 96.25  | 95.00 | 98.75 | 97.50 | 97.00 |
|     |                     | ME6412 | II/IV   | 94.29  | 94.76  | 93.81 | 92.38 | 88.57 | 92.76 |
|     |                     | ME6412 | II/IV   | 97.50  | 98.75  | 95.00 | 97.50 | 96.25 | 97.00 |
| 11. | Mr.N.Anandharaman   | ME6401 | II/IV   | 93.75  | 88.75  | 91.25 | 92.50 | 88.75 | 91.00 |
|     |                     | ME6602 | III/VI  | 100.00 | 100.00 | 98.89 | 98.89 | 98.33 | 99.22 |
|     |                     | CE6411 | II/IV   | 96.19  | 94.29  | 94.29 | 93.81 | 92.86 | 94.29 |
| 12. | Mr.V.Brahadeeswaran | MA6403 | II/IV   | 93.75  | 91.25  | 95.00 | 93.75 | 90.00 | 92.75 |
|     |                     | IE6605 | IV/VIII | 87.50  | 85.00  | 86.25 | 92.50 | 87.50 | 87.75 |
|     |                     | CE6411 | II/IV   | 93.75  | 93.75  | 91.25 | 91.25 | 92.50 | 92.50 |
| 13. | Mr.R.Suriyamurthy   | ME6602 | III/VI  | 83.33  | 89.33  | 87.33 | 85.33 | 90.00 | 87.07 |
|     |                     | MG6851 | III/VI  | 85.56  | 95.56  | 94.44 | 95.00 | 90.56 | 92.22 |
| 14. | Mr.M.Babu           | ME6603 | III/VI  | 87.33  | 83.33  | 82.67 | 83.33 | 84.00 | 84.13 |
| 15. | Mr.D.Yogendran      | ME6604 | III/VI  | 94.00  | 94.00  | 94.00 | 92.67 | 92.67 | 93.47 |
|     |                     | ME6004 | III/VI  | 99.44  | 98.33  | 97.22 | 97.78 | 96.11 | 97.78 |
| 16. | Mr.R.Shankar        | ME6611 | III/VI  | 90.67  | 92.00  | 90.67 | 90.67 | 93.33 | 91.47 |
|     |                     | ME6603 | III/VI  | 95.56  | 96.67  | 93.89 | 94.44 | 96.11 | 95.33 |
|     |                     | ME6611 | III/VI  | 93.89  | 93.89  | 94.44 | 93.89 | 91.11 | 93.44 |

|     |                  |        |         |       |       |       |       |       |       |
|-----|------------------|--------|---------|-------|-------|-------|-------|-------|-------|
| 17. | Mr.J.Prabakaran  | IE6605 | IV/VIII | 97.39 | 97.39 | 98.26 | 94.78 | 88.70 | 95.30 |
|     |                  | ME6612 | III/VI  | 82.00 | 80.67 | 80.00 | 79.33 | 85.33 | 81.47 |
|     |                  | ME6811 | IV/VIII | 92.17 | 92.17 | 91.30 | 92.17 | 92.17 | 92.00 |
| 18. | Mr V.Vijayakumar | ME6601 | III/VI  | 96.67 | 99.44 | 96.11 | 95.56 | 95.00 | 96.56 |
|     |                  | ME6612 | III/VI  | 96.11 | 92.78 | 98.89 | 96.11 | 96.11 | 96.00 |
|     |                  | ME6811 | IV/VIII | 83.13 | 81.25 | 81.88 | 80.00 | 79.38 | 81.13 |

8.87  
COORDINATOR

*Good performance*  
g

*Mj*  
PRINCIPAL





**DEPARTMENT OF SCIENCE AND HUMANITIES**  
**STAFF PERFORMANCE APPRAISAL: 2016-2017 (EVEN SEM)**  
**DEPARTMENT WISE CONSOLIDATED REPORT**

~~4/3~~

| S.NO | STAFF NAME            | SUBJECT CODE/DEPT    | YEAR/ SEM | Q1     | Q2    | Q3    | Q4    | Q5    | TOTAL (100) |
|------|-----------------------|----------------------|-----------|--------|-------|-------|-------|-------|-------------|
| 1.   | Mr.G.Jeyakrishnan     | MA6459<br>IICIVIL A  | II/IV     | 100.00 | 99.17 | 93.33 | 99.17 | 97.50 | 97.83       |
|      |                       | MA6453<br>II CSE     | II/IV     | 95.56  | 94.67 | 92.44 | 94.22 | 91.11 | 93.60       |
| 2.   | Ms.S.Geetha           | MA6459<br>IICIVIL B  | II/IV     | 85.83  | 85.83 | 77.50 | 75.00 | 79.17 | 80.67       |
| 3.   | Ms.G.Ramya Arokiamary | MA6451<br>II ECE A   | II/IV     | 86.96  | 92.17 | 85.65 | 87.39 | 83.91 | 87.22       |
|      |                       | MA6452<br>II MECH B  | II/IV     | 97.50  | 95.00 | 91.25 | 91.25 | 91.25 | 93.25       |
| 4.   | Ms.N.Latha            | MA6451<br>II ECE B   | II/IV     | 89.23  | 90.77 | 86.67 | 85.13 | 88.72 | 88.10       |
|      |                       | MA6452<br>II MECH A  | II/IV     | 89.05  | 90.48 | 86.67 | 85.24 | 88.57 | 88.00       |
| 5.   | Mr.G.Shangarakalidoss | MA6459<br>II EEE     | II/IV     | 94.86  | 90.29 | 85.71 | 88.57 | 88.00 | 89.49       |
| 6.   | Mr.B.Barankumar       | MG6851<br>III ECE    | III/VI    | 96.67  | 97.22 | 92.78 | 97.22 | 85.00 | 93.78       |
|      |                       | MG6851<br>IV CIVIL   | IV/VIII   | 90     | 95    | 86.5  | 94    | 86    | 90.30       |
| 7.   | Mr.J.Radhakrishnan    | GE6674<br>III ECE    | III/VI    | 87.22  | 84.44 | 84.44 | 82.22 | 80.00 | 83.67       |
|      |                       | GE6563<br>III MECH B | III/VI    | 96.67  | 93.89 | 94.44 | 95.00 | 94.44 | 94.89       |

|     |                       |                      |         |       |       |       |       |       |       |
|-----|-----------------------|----------------------|---------|-------|-------|-------|-------|-------|-------|
| 8.  | Mr.P.Rajeshwaran      | GE6674<br>III ECE    | III/VI  | 87.22 | 84.44 | 84.44 | 82.22 | 80.00 | 83.67 |
|     |                       | GE6563<br>III MECH A | III/VI  | 93.33 | 90.67 | 94.00 | 90.67 | 92.00 | 92.13 |
| 9.  | Mr.K.Sudhakar         | GE6757<br>IV EEE     | IV/VIII | 91.79 | 90.77 | 89.74 | 92.82 | 89.23 | 90.87 |
| 10. | Dr V.Kumaran          | GE6563<br>III MECH A | III/VI  | 93.33 | 90.67 | 94.00 | 90.67 | 92.00 | 92.13 |
| 11. | Mr K. Albert Lawrence | GE6563<br>III MECH B | III/VI  | 96.67 | 93.89 | 94.44 | 95.00 | 94.44 | 94.89 |
|     |                       | GE6563<br>III CSE    | III/VI  | 87.86 | 87.86 | 87.86 | 87.86 | 89.29 | 88.14 |
| 12. | Dr P.Saravanan        | GE6351<br>II MECH A  | II/IV   | 89.05 | 92.38 | 87.62 | 86.67 | 87.14 | 88.57 |
| 13. | Mrs P.Vijayakumari    | GE6351<br>II MECH B  | II/IV   | 82.50 | 81.25 | 78.75 | 80.00 | 85.00 | 81.50 |
| 14. | Mr.R.Suresh Babu      | MG6863<br>IV MECH A  | IV/VIII | 88.75 | 89.38 | 85.63 | 89.38 | 91.25 | 88.88 |
| 15. | Mr.K.Sudhakar         | MG6863<br>IV MECH B  | IV/VIII | 87.83 | 90.43 | 88.70 | 87.83 | 88.70 | 88.70 |

  
COORDINATOR

*Overall 100%*

  
PRINCIPAL




## STAFF PERFORMANCE APPRAISAL - STUDENT FEEDBACK

### C1: 1.4.1. STUDENTS REPRESENTATION AND ACTION TAKEN REPORT

| S.NO | CONTENT                             | PAGE NO |
|------|-------------------------------------|---------|
| 1    | Staff Performance Appraisal (20-21) | 1       |
| 2    | Staff Performance Appraisal (19-20) | 4       |
| 3    | Staff Performance Appraisal (18-19) | 7       |
| 4    | Staff Performance Appraisal (17-18) | 9       |








**STAFF PERFORMANCE APPRAISAL: 2020-2021 (EVEN SEM)**

**ACTION TAKEN REPORT FOR STUDENTS COMMENTS**

| SNO | CLASS   | STUDENTS REPRESENTATION                                    | ACTION TAKEN REPORT  |
|-----|---------|--|--|
| 1.  | III CSE | Need additional support for placement related program      | Additional support is given to the students through skill development classes . 1 week placement training by external agency was arranged for technical and aptitude |
| 2.  | II ECE  | Need more practical session                                | Conducted virtual lab during online classes and simulation lab taught to the students  |
| 3.  | I MECH  | Feel difficulty in online classes compared to offline mode | ICT tools were used for clear understanding of subjects and Q&A session was conducted during every online classes  |

  
 24/6/21  
**SPA Coordinator**

  
 24/6/2021  
**PRINCIPAL**




**STAFF PERFORMANCE APPRAISAL: 2020-2021 (ODD SEM)**

**ACTION TAKEN REPORT FOR STUDENTS COMMENTS**

| SNO | CLASS     | STUDENTS REPRESENTATION  | ACTION TAKEN REPORT   |
|-----|-----------|--|---|
| 1.  | III EEE   | For problematic papers need black board teaching methodologies or classroom teaching | During online classes ICT tools were used for good understanding for problematic papers.  |
| 2.  | IV MECH A | Subject ME6073 Unconventional Machining Process is difficult to understand           | Important key points were given and e-material for easy understanding was provided  |
| 3.  | IV MECH A | For effective online classes staffs need to ask more questions for subjects          | End of each online classes discussion sessions were made for students and MCQ were given to solve   |
| 4.  | I EEE     | Feeling Difficulty in problem solving and python programming                         | More example problems during offline classes were given and students were asked to solve every problem statement and took additional efforts for students during revision classes |
| 5.  | I MECH    | Difficult to understand Engineering Graphics   | More classes given to the students for better understanding of Engineering graphics subject   |

  
 5/2/21  
 SPA Coordinator

  
 05/2/2021  
 PRINCIPAL





**STAFF PERFORMANCE APPRAISAL: 2019-2020 (EVEN SEM)**

**ACTION TAKEN REPORT FOR STUDENTS COMMENTS**

| SNO | CLASS     | STUDENTS REPRESENTATION  | ACTION TAKEN REPORT   |
|-----|-----------|--|---|
| 1.  | II CIVIL  | Need all subjects material before assessment exams   | Learning materials issued to all students   |
| 2.  |           | In MA8491 need clear explanation in problem  | Informed to respective staff in-charge.   |
| 3.  | IV CIVIL  | Need special coaching for arrear papers  | Schedule planned for arrear coaching  |
| 4.  |           | CE8602-structural analysis subject is difficult to understand                                  | More no of problems solved and assignments were given to the students                                   |
| 5.  | III CSE   | CS8602- compiler design subjects are difficult to understand                                   | Arranged more classes to solve problems and given important university questions to solve               |
| 6.  | IV MECH A | Need more problems in engineering economics - MG6863   | Given more problems during class hours and revision hours for better improvement of the students        |
| 7.  | I CSE     | BEEE Subjects is very tough and can't understand   | Additional input was given to the students , More classes conducted and important topics were discussed |
| 8.  | I ECE     | Provide more classes for circuit analysis and Basic Electrical Instrumentation and Engineering | Arranged more classes for circuit analysis and basic electrical and instrumentation engineering         |

*[Signature]*  
3/3/20  
SPA COORDINATOR


*[Signature]*  
03/03/2020  
PRINCIPAL



**STAFF PERFORMANCE APPRAISAL: 2019-2020 (ODD SEM)**

**ACTION TAKEN REPORT FOR STUDENTS COMMENTS**

| SNO | CLASS     | STUDENTS REPRESENTATION  | ACTION TAKEN REPORT   |
|-----|-----------|--|---|
| 1.  | III CIVIL | Need clear explanation in CE8501-DRC, CE8502-SA-1  | Informed to respective staff incharge and classes were conducted effectively. |
| 2.  |           | Structural Analysis subject is very difficult  | More no of problems solved and assignments were given to the students.        |
| 3.  | IV CIVIL  | Support needed for practical studies   | Arranged field visit for practical sessions                                   |
| 4.  | II CSE    | Need Proper books for Communication Engineering and Digital Principles and System Design | Staffs preferred text book for reading practices                              |
| 5.  | III CSE   | OMF551 PDD subject is very hard to learn   | E-material given to the students for better learning                          |
| 6.  | III ECE   | Student represented to conduct more class test   | Every week class test was conducted for all subjects                          |
| 7.  | II MECH   | Need support for ME8391 Thermodynamics subjects  | Additional inputs and important questions were given                          |

  
7/8/19  
SPA Coordinator

  
07/8/2019  
PRINCIPAL



**STAFF PERFORMANCE APPRAISAL: 2018-2019 (EVEN SEM)**

**FACULTY LIST WITH LESS THAN 75%**

**ACTION TAKEN REPORT**

| SNO | CLASS      | SUB CODE | SUBJECT NAME                            | NAME OF THE STAFF        | STUDENT REPRESENTATION   | ACTION TAKEN  |
|-----|------------|----------|---|--------------------------|--|---|
| 1.  | III CIVIL  | CE6602   | Structural Analysis II                  | Ms.R.Revathi             | Need to solve more no. of problems                                   | More no. of problems solved and revision classes handled                |
| 2.  | III CIVIL  | CE6604   | Railway Airport And Harbour Engineering | Ms.K.Bhavarohini         | PPT required   | Explained using power point presentation                                |
|     | IV CIVIL A | CE6016   | Prefabricated Structures                | Mr.M.Manimuhilan         | Vast theory to study   | Content wise split-ups given and PPT given                              |
| 3.  | III CIVIL  | CE6601   | DRCBMS                                  | Mr.S.R.Elwin Guru Chanth | Need more problems, All units are difficult                          | Tutorial problems solved and revision classes given to the students     |
| 4.  | IV MECH B  | IE6605   | Production Planning and Control         | Mr.H.Agilan              | Difficult to understand the production planning and control concepts | Given extra subject material and revision classes conducted effectively |

*[Signature]*  
26/2/19

**SPA COORDINATOR**

*[Signature]*  
26/2/2019

**PRINCIPAL**



**STAFF PERFORMANCE APPRAISAL: 2018-2019 (ODD SEM)**

**FACULTY LIST WITH LESS THAN 75%**

**ACTION TAKEN REPORT**

| SNO | CLASS      | SUB CODE | SUBJECT NAME                                  | NAME OF THE STAFF  | STUDENT REPRESENTATION                         | ACTION TAKEN  |
|-----|------------|----------|---|--------------------|--|---|
| 1.  | III CIVIL  | CE6503   | Environmental Engineering                     | Ms.D.Sharmila      | Need more content                              | Handled additional classes and rectified the issue                              |
|     | IV CIVIL A | CE6703   | Water Resources And Irrigation Engineering    |                    | Need Brief explanation for each topic          | Handled additional classes and rectified the issue                              |
| 2.  | II CIVIL   | CE8391   | Construction Materials                        | Mr.M.Mohamed Ilyas | PPT required                                   | Explained using power point presentation  |
| 3.  | IV CIVIL A | CE6711   | Computer Aided Design And Drafting Laboratory | Ms.K.Aruna         | Need more lab classes for completing exercises | Handled additional classes and solved exercises                                 |
| 4.  | II ECE     | EC8352   | Signals And Systems                           | Dr.T.Shanthi       | Need more classes for Signals and Systems      | Additional classes conducted and revised important topics during revision hours |
| 5.  | II CSE     | EC8395   | Communication Engineering                     | Mr.K.Sudarsanan    | Need more notes for Communication Engineering  | Given E-material to the students for better learning                            |



| SNO | CLASS     | SUB CODE | SUBJECT NAME                                  | NAME OF THE STAFF     | STUDENT REPRESENTATION  | ACTION TAKEN   |
|-----|-----------|----------|---|-----------------------|---|--|
| 6.  | IV MECH A | ME6005   | Process Planning And Cost Estimation          | Mr.G.Mathivanan       | Student represented difficulty in subjects                          | Handled additional classes and solved exercise problem   |
| 7.  | IV MECH B | GE6757   | Total Quality Management                      | Mr.H.Agilan           | Need more explanation   | Additional information were given to the students related to subject contents.                                     |
| 8.  | IV CSE    | CS6702   | Graph Theory And Applications                 | Ms.N.Latha            | Difficulty in understanding the concepts                            | More text book exercises problem solved and given hand written notes for better improvement of the students        |
| 9.  | II MECH A | MA8353   | Transforms And Partial Differential Equations | MS.G.Ramya Arokiamary | Need more support for transforms and partial differential equations | Extra classes were started for weak students to improve their results in university exams.                         |
| 10. | I - A SEC | PH8151   | Engineering Physics                           | Ms.S.Anuradha         | Additional support needed for Engineering Physics                   | Revision classes conducted for all the students and remedial classes were planned in the college for slow learners |

*Dyanu*  
24/10/18  
SPA COORDINATOR

*J. Anuradha*  
24/10/2018  
PRINCIPAL





**STAFF PERFORMANCE APPRAISAL: 2017-2018 (EVEN SEM)**  
**FACULTY LIST WITH LESS THAN 75%**  
**ACTION TAKEN REPORT**

| SNO | CLASS       | SUB CODE | SUBJECT NAME  | NAME OF THE STAFF     | STUDENTS REPRESENTATION                      | ACTION TAKEN REPORT  |
|-----|-------------|----------|---|-----------------------|--|--|
| 1.  | III CIVIL B | CE6604   | Railways,Airports & Harbour Engineering                                 | Mr.R.Jeevanesan       | Need more learning materials                 | Extra notes were given.  |
| 2.  | III CIVIL B | CE6601   | Design Of Reinforced Concrete & Brick Masonry Structures                | Mr.G.Venkatesan       | Usage of code book practice                  | Special classes were arranged to code book practice  |
| 3.  | II CIVIL    | CE6404   | Surveying II  | Mr.K.Ranjith          | Need practical classes for surveying classes | Practical related classes conducted.   |
|     | III CIVIL A | CE6603   | Design Of Steel Structures  |                       | Need more example problems                   | More problems are practiced to understand the concept  |
| 4.  | I MECH 'B'  | BE8261   | Basic Electrical,Electronics and Instrumentation Engineering Laboratory | Mr.P.Narasimman       | Need More practical session                  | Additional practical session were conducted for the students                                     |
| 5.  | II MECH B   | MA6452   | Statistics And Numerical Methods  | Mr.G.Shankarakalidoss | Need to teach more problems                  | More text book problems discussed during class hour and given home work for better understanding |
| 6.  | IV MECH A   | MG6863   | Engineering Economics   | Mr.B.Suresh Babu      | Need more support for engineering economics  | Given E- material and discussed important topics during class hours                              |

*[Signature]*  
2/14/18  
SPA Coordinator

1.4.1\_SPA\_8

*[Signature]*  
02/14/2018  
PRINCIPAL



**STAFF PERFORMANCE APPRAISAL: 2017-2018 (ODD SEM)**

**FACULTY LIST WITH LESS THAN 75%**

**ACTION TAKEN REPORT**

| SNO | CLASS       | SUB CODE | SUBJECT NAME                                  | NAME OF THE STAFF   | STUDENTS REPRESENTATION                         | ACTION TAKEN REPORT                                      |
|-----|-------------|----------|---|---------------------|---|--|
| 1.  | IV CIVIL A  | CE6007   | Housing Planning and Management               | Ms.K.Gowri Devi     | Need Brief explanation for each topic           | Explained briefly all topics which are asked by students |
|     | IV CIVIL A  | CE6712   | Design Project                                |                     | Required step procedure to design the structure | Design procedure explained in project hour               |
| 2.  | III CIVIL A | CE6501   | Structural Analysis I                         | Ms.R.Revathi        | Need more no of problems to workout             | More no of problems given to workout.                    |
| 3.  | IV CIVIL B  | CE6704   | Estimation and Quantity Surveying             | Ms.T.Bhuvaneshwari  | Difficult to understand quantity arrived        | Explained the quantity arrived for each item.            |
| 4.  | IV CIVIL A  | CE6712   | Design Project                                | Mr.G.Venkatesan     | Difficult to understand design step procedure   | Procedure was explained in project hours                 |
|     | III CIVIL A | CE6512   | Survey Camp                                   |                     | Arrange Camp other than Tamilnadu               | Survey camp arranged in hilly areas.                     |
| 5.  | IV CIVIL A  | CE6703   | Water Resource and Irrigation Engineering     | Mr.M.Arun Pandiyan  | Need more content                               | Sufficient content were given                            |
| 6.  | III CIVIL B | CE6504   | Highway Engineering                           | Ms.D.Sharmila       | Vast theory to study                            | Content wise split-ups given                             |
|     | IV CIVIL B  | CE6011   | Air Pollution Management                      |                     | All units are difficult to understand.          | Units were revised and explained briefly                 |
| 7.  | II CIVIL    | CE6301   | Engineering Geology                           | Mr.M.Mohamed Iliyas | Difficult to understand the technical terms     | Technical terms of each stones were explained with PPT   |
|     | IV CIVIL B  | CE6711   | Computer Aided Design and Drafting Laboratory |                     | Difficult to understand the design steps        | Design steps were explained in lab hours                 |



| SNO | CLASS         | SUB CODE | SUBJECT NAME                         | NAME OF THE STAFF  | STUDENTS REPRESENTATION   | ACTION TAKEN REPORT  |
|-----|---------------|----------|--------------------------------------|--------------------|---|--|
| 8.  | III CIVIL A   | CE6503   | Environmental Engineering I          | Ms.G.Sofia         | Vast theory to study  | Content wise explained   |
| 9.  | III CSE       | CS6503   | Theory of Computation                | Ms.P.Nalayini      | Need more explanation   | Additional inputs given to the students and revision classes conducted               |
| 10. | II CSE        | CS6304   | Analog and Digital Communication     | Ms.U.Jeyamalar     | Need additional support for Analog and Digital Communication              | Additional classes conducted for better improvement of students                      |
| 11. | II ECE B      | EC6311   | Analog and Digital Communication Lab | Ms.U.Jeyamalar     | Need additional support for Analog and Digital Communication Lab          | Additional inputs given to the students and revision classes conducted               |
| 12. | III EEE       | IC6501   | Control Systems                      | Mr.V.Moorthy       | Need more support for control systems subjects                            | Extra hours were conducted.  |
| 13. | II MECH B     | EE6351   | Electrical Drives and Controls       | Mr.J.Arokiaraj     | Need changes in teaching methodologies for Electrical Drives and Controls | Instructions were given to change the teaching methodology and the same was verified |
| 14. | I CSE         | HS8151   | Communicative English                | Mr.J.Radhakrishnan | Need extra support in Communicative English                               | Extra hours conducted and given test during revision classes                         |
| 15. | I CIVIL & EEE | PH8151   | Engineering Physics                  | Mrs.S.Anuradha     | Student represented additional support needed for Engineering Physics     | Additional support were given during class hours and revision classes                |

*[Signature]*  
23/8/17  
SPA COORDINATOR

1.4.1\_SPA\_10

*[Signature]*  
23/8/2017  
PRINCIPAL